



Chapman University

Fact Book

2019 – 2020

All Inquiries Should Be Directed To:

Institutional Research and Decision Support (IRADS)
One University Dr.
Orange, CA 92866

<http://www.chapman.edu/irads>

Table of Contents

University Profile	4
University Officers (2019-2020).....	5
Board of Trustees.....	6
Board of Governors.....	7
President’s Cabinet	8
Vision Statement.....	9
Mission.....	9
History.....	9
Central Commitments	9
Academic Programs.....	10
Accreditation.....	15
Trends and Growth	17
Undergraduate Headcount Enrollment	18
Graduate Headcount Enrollment (Excludes Juris Doctor).....	18
Juris Doctor Headcount Enrollment.....	19
Average High School GPA of New First Year Students	19
Percent of New First Years in Top 25% and 10% of Their HS Graduating Class	20
Average SAT Score of New First Years.....	20
Fall-to-Fall Retention Rate of First-time First Years.....	21
Six-Year Graduation Rate of First-time First Years	21
Full-Time Faculty Headcount	22
Full-Time Staff Headcount	22
Student Data	23
New Freshman Profile	24
<i>Applicants, Admissions, and Enrollees (Domestic & International)</i>	24
<i>Mean SAT and ACT Scores and GPA of Entering Freshmen</i>	24
Enrollment.....	25
<i>Total Headcount Enrollment by Gender and Level</i>	25
<i>Total Headcount Enrollment by Race/Ethnicity and Level</i>	25
<i>Percent of Total Headcount Enrollment by Level</i>	26
<i>Total Degree-Seeking Headcount Enrollment by School/College</i>	26
<i>Total Degree-Seeking Undergraduate Headcount Enrollment by School/College</i> ..	27
<i>Total Degree-Seeking Graduate Enrollment by School/College</i>	27
Degrees Awarded.....	28
<i>Degrees Awarded by Level and School (Excludes Certificates)</i>	28
<i>Undergraduate Degrees Awarded by Major</i>	29
<i>Graduate Degrees Awarded by Major</i>	30
Faculty & Staff Data	31
<i>Full-Time Instructional Faculty by Gender</i>	32
<i>Full-Time Instructional Faculty by Race/Ethnicity</i>	32
<i>Full-Time Staff by Gender</i>	33
<i>Full-Time Staff by Race/Ethnicity</i>	33

A Profile of Chapman University

University Officers (2019-2020)

University Presidents

James B. Martin	1863-1875
Benjamin H. Smith	1875-1878
Allen M. Elston	1878-1892
Henry D. McAneney	1892-1912
Arthur C. Braden	1922-1929
Cecil F. Cheverton	1929-1941
George N. Reeves	1942-1956
J.E. Wilkinson (Acting)	1956-1957
John L. Davis	1957-1971
Donald C. Kleckner	1971-1975
Davis Chamberlin (Acting)	1976-1977
G.T. Smith	1977-1988
James L. Doti (Acting)	1988-1989
Allen E. Koenig	1989-1991
James L. Doti	1991-2016
Daniele C. Struppa	2016-present

Administration

Dr. Daniele C. Struppa, President
 Dr. Glenn Pfeiffer, Provost and Executive Vice President for Academic Affairs
 Mr. Gary Brahm, Chancellor, Brandman University
 Mr. Harold W. Hewitt, Jr., Executive Vice President and Chief Operating Officer
 Dr. Sheryl A. Bourgeois, Executive Vice President for University Advancement
 Mr. Rick Turner, Interim Vice President of Campus Planning and Operations
 Mr. Joseph Slowensky, Vice Provost of Institutional Effectiveness and Faculty Affairs
 Dr. Nina LeNoir, Vice Provost for Undergraduate Education
 Dr. Roxanne Greitz Miller, Vice Provost for Graduate Education
 Dr. Thomas Piechota, Vice President for Research
 Dr. Jerry Price, Vice President for Student Affairs and Dean of Students
 Dr. Lawrence Brown, Vice Provost for Academic Administration
 Mr. Michael Pelly, Vice President and Dean for Enrollment Management
 Ms. Charlene Baldwin, Dean of the Leatherby Libraries
 Dr. William D. Hall, Dean and Artistic Director of the Musco Center for the Arts
 Dr. Gail Stearns, Dean of the Wallace All Faiths Chapel
 Mr. Terry Boesel, Director of Athletics
 Mr. Brian K. Powell, Vice President and Chief Human Resources Officer
 Mr. Behzad Binesh, Vice President of Finance and Controller
 Dr. Janine P. DuMontelle, Vice President of Legal Affairs and General Counsel
 Ms. Helen Norris, Vice President and Chief Information Officer
 Mr. Jamie Ceman, Vice President of Strategic Marketing and Communications

Academic Deans

Dr. Jennifer Keene, Dean, Wilkinson College of Arts, Humanities, and Social Sciences
 Dr. Thomas Turk, Dean, George L. Argyros School of Business and Economics

UNIVERSITY PROFILE

Dr. Margaret Grogan, Dean, College of Educational Studies
Dr. Andrew Lyon, Dean, Fowler School of Engineering
Mr. Robert Bassett, Dean, Lawrence & Kristina Dodge College of Film and Media Arts
Dr. Janeen Hill, Dean, Crean College of Health and Behavioral Sciences
Dr. Matthew J. Parlow, Dean, Dale E. Fowler School of Law
Dr. Giulio Ongaro, College of Performing Arts
Dr. Ronald P. Jordan, Dean, School of Pharmacy
Dr. Jason Keller, Interim Dean, Schmid College of Science and Technology

Board of Trustees

Officers

Wylie Aitken, Chair
Joann Leatherby, Vice Chair
Parker Kennedy, Vice Chair
James Mazzo, Vice Chair
Scott Chapman, Secretary
Zelma M. Allred, Assistant Secretary

Members

Guy Abramo	Mark Hilbert
Rick Afable	William K. Hood
Marily Alexander	Andrew Horowitz
Lisa Argyros '07	Mark Chapin Johnson '05
Donna Ford Attallah '61	Jennifer L. Keller
Raj S. Bhathal	Thomas E. Malloy
Ken Bunt '93	Sebastian Paul Musco
James P. Burra	Richard Muth (MBA '81)
Michael J. Carver	James J. Peterson
Phillip H. Case	Harry S. Rinker
Akin Ceylan	James B. Roszak
Irving M. Chase	The Honorable Loretta Sanchez '82
Hazem H. Chehabi	Mohindar S. Sandhu
Jerome W. Cwiertnia	Ronald M. Simon
Zeinab Dabbah (JD '12)	Ronald E. Soderling
Dale E. Fowler '58	The Honorable Gaddi H. Vasquez '09
Emile Haddad	Karen R. Wilkinson '69
Stan Harrelson	David Wilson
Gavin S. Herbert, Jr.	

Emeritus Chairs

The Honorable George L. Argyros '59	David Janes
Doy B. Henley	Donald E. Sodaro

Emeritus Trustees

Richard Berteau

Lynn Hirsch Booth

Arlene R. Craig

J. Ben Crowell

Robert A. Elliott

David C. Henley

Roger C. Hobbs

Cecilia Presley

Barry Rodgers

Richard R. Schmid

R. David Threshie

Ex Officio Trustees

Connie Benson '93

Reverend LaTaunya Bynum '76

Paul Cook

Reverend Don Dewey

Nancy Fleeman '86

Reverend Dayna Kinkade

Anne Manassero

Daniele C. Struppa

Reverend Felix Villanueva

Board of Governors

Officers

Paul A. Cook, Chair

Michael Penn (JD '04), Executive Vice Chair

Rebecca Hall '96, Vice Chair

Robin Follman Otta, Secretary

Members

George Adams, Jr.

Bob Barry

Shari Battle

James E. Blalock (JD '09)

Brenda Carver

Eva Chen

Bradley Comp

Ronn C. Cornelius

Kathleen M. Gardarian

Galen Grillo (EMBA '13)

Sinan Kanatsiz '97 (MA '00)

Casey Kasprzyk '01

Elim Kay '09

Dustin Kemmerer

Scott A. Kisting

Dennis Kuhl

Jared Mathis

Mark McCardle

Scott Meden

Samuel Mirejovsky (JD '11)

Carrie Nocella '99

John Sanders '70

Bicky Singh

Betty Uribe

James F. Wilson

Ex-Officio Governors

Sheryl A. Bourgeois

Daniele C. Struppa

Governors Emeriti

Marta S. Bhathal
Kathleen A. Bronstein
Judith A. Garfi-Partridge
Gary E. Liebl
Jean H. Macino
Richard D. Marconi
Jerrel T. Richards
Douglas e. Willits '72

President's Cabinet

George Argyros, Jr. '89, (JD '01)
Barry Goldfarb
Alex Hayden '95
Gavin S. Herbert
Doug Ingram
Steeve Kay
Joe E. Kiani
Susan Samuelli
Christine Sisley
Ralph Stern
David Stone
Ken Tokita
Alan L. True
Emily Crean Vogler

Vision Statement

Chapman University will be a student-centered institution, recognized nationally and internationally as a center of academic and personal excellence that prepares our students to contribute to global society.

Mission

The mission of Chapman University is to provide personalized education of distinction that leads to inquiring, ethical, and productive lives as global citizens.

History

Chapman University traces its roots back more than a century and a half to Hesperian College, which opened on the same day that Abraham Lincoln was inaugurated as the sixteenth U.S. president in 1861. Hesperian and several other institutions later merged with California Christian College in Los Angeles. In 1934 the institution was renamed in recognition of its most generous benefactor, C.C. Chapman, successful real estate investor, church leader, politician, and citrus grower. Chapman College moved to the city of Orange in 1954. In September of 1991 the college became Chapman University, further strengthening its commitment to international education and an innovative undergraduate curriculum and graduate programs.

Central Commitments

The mission of Chapman University finds expression through the following central commitments:

- Create stimulating learning environments for a diverse population.
- Recruit and retain an outstanding faculty that cherishes teaching, research, and creative activity as primary professional commitments and that strives to build a creative intellectual community in which the inquiring life is exemplified by a shared commitment among students and faculty to the pursuit of knowledge.
- Offer curricula that integrate liberal arts and professional learning in order to foster independent and critical thinking, effective communication, and an international perspective.
- Create learning, living, and working environments that foster diversity, multiple perspectives, and the free exchange of ideas.
- Affirm our openness to diverse religious, spiritual, political, and ethical traditions.
- Encourage the linkage between a life of learning and service and vital interaction of the University with our wider communities.
- Devote resources in a fiscally responsible manner to support outstanding teaching, scholarship, and learning and develop facilities that enhance the living and learning environments.

Academic Programs

Wilkinson College of Arts, Humanities, and Social Sciences

Department of Art

B.A. in Art History
B.F.A. in Art
B.F.A. in Graphic Design

Department of English and Comparative Literature

B.A. in English
B.F.A. in Creative Writing
Accelerated Undergraduate / M.A. in English
M.A. in English
M.F.A. in Creative Writing
Dual Degree Program: M.A. in English / M.F.A. in Creative Writing

Department of History

B.A. in History
Accelerated Undergraduate / M.A. in English
M.A. in War and Society

International Studies Program

M.A. in International Studies
Accelerated Undergraduate / M.A. in International Studies

Department of World Languages and Cultures

B.A. in French
B.A. in Global Communication and World Languages
B.A. in Spanish

Peace Studies Program

B.A. in Peace Studies

Department of Philosophy

B.A. in Philosophy

Department of Political Science

B.A. in Political Science

Department of Religious Studies

B.A. in Religious Studies

Department of Sociology

B.A. in Sociology

George L. Argyros School of Business and Economics

Certificate in Applied Statistical Analysis
B.A. in Economics

B.S. in Accounting
B.S. in Business Administration
Integrated Five Year Undergraduate / M.B.A.
Integrated Five Year Undergraduate / M.S. Accounting
Integrated Five Year Undergraduate / M.S. Behavioral and Computational Econ
Executive M.B.A.
M.B.A. (Full-time)
M.B.A. (Professional)
M.B.A. in Prague
M.S. Accounting
M.S. Behavioral and Computational Economics
Joint Juris Doctor / M.B.A. (with the Fowler School of Law)
Joint M.B.A. / M.F.A. in Film and Television Producing (with Dodge College)
Joint M.B.A. / M.S. in Food Science (with Schmid College)

School of Communication

B.A. in Communication Studies
B.A. in Global Communication and World Languages
B.A. in Strategic and Corporate Communication
Accelerated Undergraduate / M.S. in Health and Strategic Communication
M.S. in Health and Strategic Communication
Ph.D. in Communication

College of Educational Studies

B.A. in Integrated Educational Studies
Integrated Five Year Undergraduate / M.A. in Curriculum and Instruction
Integrated Five Year Undergraduate / M.A. in Leadership Development
Ed.S. in School Psychology / M.A. in Educational Psychology
M.A. in Counseling
M.A. in Leadership Development
M.A. in Special Education
M.A. in Teaching (Elementary or Secondary)
Ph.D. in Education (Cultural and Curricular Studies, Disability Studies,
Leadership Studies, or School Psychology Emphasis)
Multiple Subject Credential
Multiple Subjects Credential with Spanish/English/Bilingual Emphasis Option
Professional Clear Credential
Pupil Personnel Services Credential in School Counseling
Pupil Personnel Services Credential in School Psychology
Single Subject Credential
Special Education Preliminary Credential: Mild/Moderate
Special Education Preliminary Credential: Moderate/Severe

UNIVERSITY PROFILE

Dale E. and Sarah Ann Fowler School of Engineering

B.S. in Computer Science
B.S. in Data Analytics
B.S. in Software Engineering

Lawrence and Kristina Dodge College of Film and Media Arts

B.A. in Film Studies
B.A. in Public Relations and Advertising
B.F.A. in Animation and Visual Effects
B.F.A. in Broadcast Journalism and Documentary
B.F.A. in Creative Producing
B.F.A. in Film Production
B.F.A. in Screen Acting (joint program with the College of Performing Arts)
B.F.A. in Screenwriting
B.F.A. in Television Writing and Production
Accelerated Five-Year Undergraduate / M.A. Film Studies Program
M.A. in Film Studies
M.F.A. in Documentary Filmmaking
M.F.A. in Film and Television Producing
M.F.A. in Film Production
M.F.A. in Production Design
M.F.A. in Screenwriting
M.F.A. in Television Writing and Producing
M.B.A. / M.F.A. in Film and Television Producing (with the Argyros School)
Juris Doctor / M.F.A. in Film and Television Producing (with the School of Law)

Crean College of Health and Behavioral Sciences

B.A. in Psychology
B.S. in Applied Human Physiology
B.S. in Health Sciences
Pre-Health Post-Baccalaureate Program
Accelerated B.S. in Health Sciences to M.S. in Health and Strategic Comm
Bridge B.S. in Applied Human Physiology to M.S. in Food Science
Bridge B.S. in Health Science to Doctor of Physical Therapy
Bridge B.S. in Health Science to M.M.S in Physician Assistant Studies
Doctor of Physical Therapy (DPT)
Transitional Doctor of Physical Therapy (tDPT)
M.A. in Marriage and Family Therapy
M.M.S. in Physician Assistant Studies
M.S. in Communication Sciences and Disorders
Speech Language Pathology Services Credential

Dale E. Fowler School of Law

Juris Doctor
Juris Doctor / M.B.A. (with the Argyros School)
Juris Doctor / M.F.A. in Film and Television Producing (with Dodge College)
LL.M. (General)
LL.M. in Taxation

College of Performing Arts

Department of Dance

B.A. in Dance
B.F.A. in Dance Performance

Hall-Musco Conservatory of Music

B.A. in Music
B.M. in Composition
B.M. in Performance
B.M. (Pre-Certification, Music Education)
M.M. in Keyboard Collaborative Arts

Department of Theatre

B.A. in Theatre
B.F.A. in Screen Acting (joint program with Dodge College)
B.F.A. in Theatre Performance

School of Pharmacy

Pharmacy Freshman Early Assurance Program (FEAP)
Accelerated B.S. / M.S. in Pharmaceutical Sciences
M.S. in Pharmaceutical Sciences
Doctor of Pharmacy (Pharm.D.)
Ph.D. in Pharmaceutical Sciences

Schmid College of Science and Technology

B.S. in Biochemistry and Molecular Biology
B.S. in Biological Sciences
B.S. in Chemistry
B.S. in Environmental Science and Policy
B.S. in Mathematics
B.S. in Physics

Chapman/UC Irvine Joint Degree Program in Engineering

Accelerated Undergraduate / M.S. in Behavioral and Computational Economics
Accelerated Undergraduate / M.S. in Computational and Data Sciences
Accelerated Undergraduate / M.S. in Food Science

UNIVERSITY PROFILE

M.S. in Computational and Data Sciences

M.S. in Food Science

Ph.D. in Computational and Data Sciences

Joint M.B.A. / M.S. in Food Science (with the Argyros School)

Accreditation

Regional Accrediting Body

Chapman University is accredited by the Western Association of Schools and Colleges (WASC), Accrediting Commission for Senior Colleges and Universities.

Professionally-Accredited Programs

The programs of the George L. Argyros School of Business and Economics are accredited by The Association to Advance Collegiate Schools of Business (**AACSB**).

The programs of the School of Pharmacy are accredited by the Accreditation Council for Pharmacy Education (**ACPE**).

The Physicians Assistant program is accredited by the Accreditation Review Commission on Education for the Physician Assistant (**ARCEPA**).

The teacher training and credential programs of the College of Educational Studies are approved by the California Commission on Teacher Credentialing (**CTC**) and the Council for the Accreditation of Education Preparation (**CAEP**).

The School Psychology program is accredited by the National Association of School Psychologists (**NASP**) and the International School Psychology Association (**ISPA**).

The Communication Sciences and Disorders program is accredited by the Council on Academic Accreditation in Audiology Speech-Language Pathology of the American Speech-Language-Hearing Association (**ASHA**) and approved by the California Commission on Teacher Credentialing (**CTC**).

The programs of the School of Law are accredited by the American Bar Association (**ABA**).

The Doctor of Physical Therapy program is accredited by the Commission on Accreditation in Physical Therapy Education (**CAPTE**).

The Marriage and Family Therapy Program is accredited by the Commission on Accreditation for Marriage and Family Therapy (**COAMFTE**).

UNIVERSITY PROFILE

The programs of the Department of Chemistry are accredited by the American Society for Biochemistry and Molecular Biology (**ASBMB**).

The programs of the Hall-Musco Conservatory of Music are accredited by the National Association of Schools of Music (**NASM**).

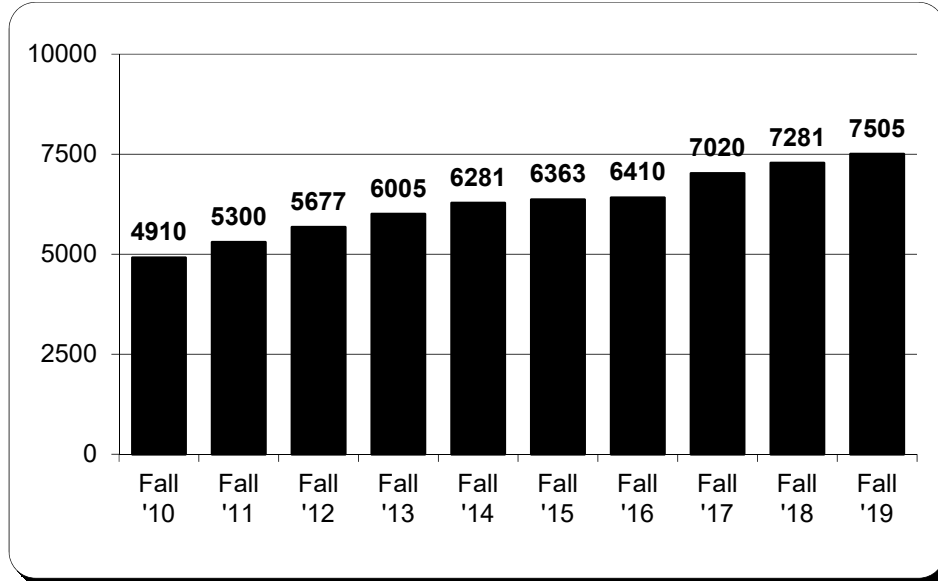
The programs of the Department of Dance are accredited by the National Association of Schools of Dance (**NASD**).

The programs of the Department of Theatre are accredited by the National Association of Schools of Theatre (**NAST**).

Trends And Growth

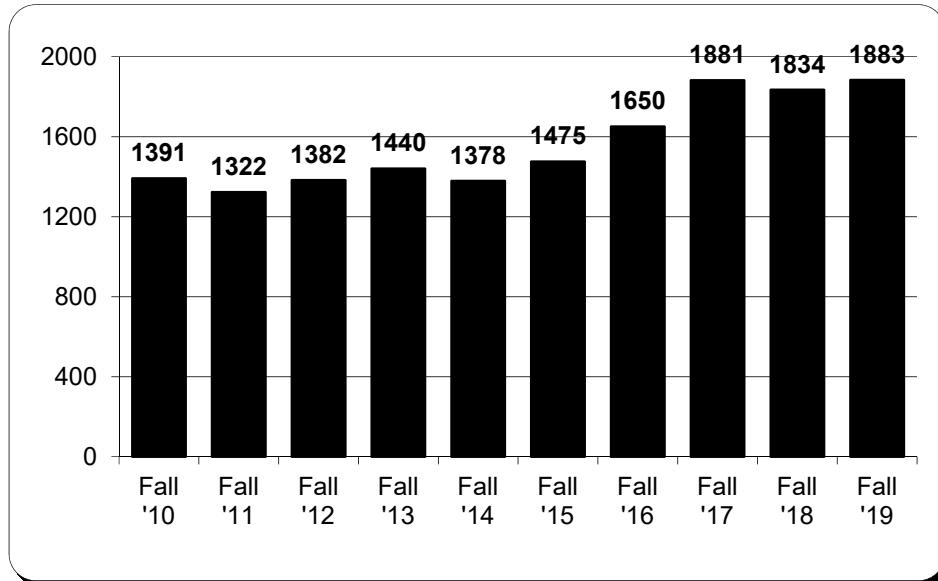
TRENDS & GROWTH

Undergraduate Headcount Enrollment



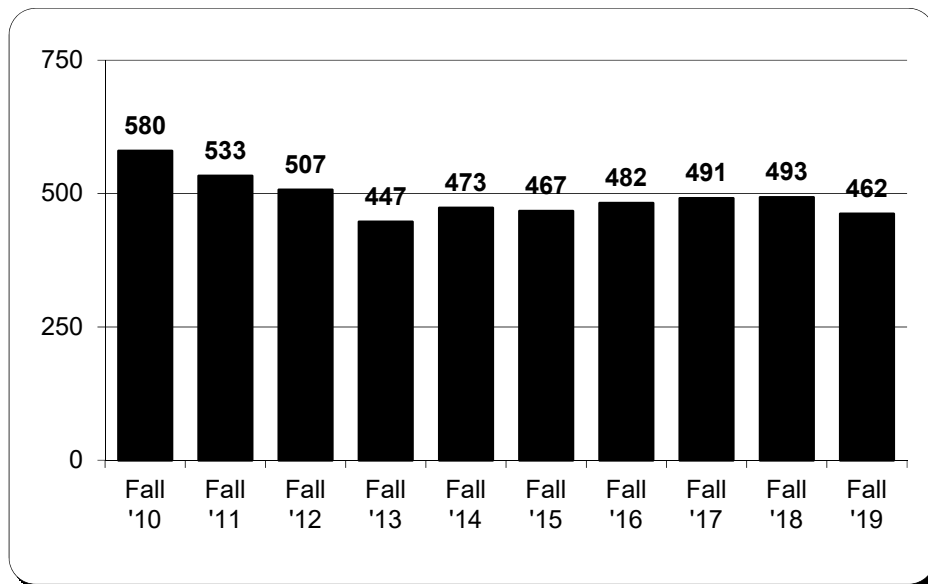
Source: Institutional Research and Decision Support (IRADS)

Graduate Headcount Enrollment (Excludes Juris Doctor)



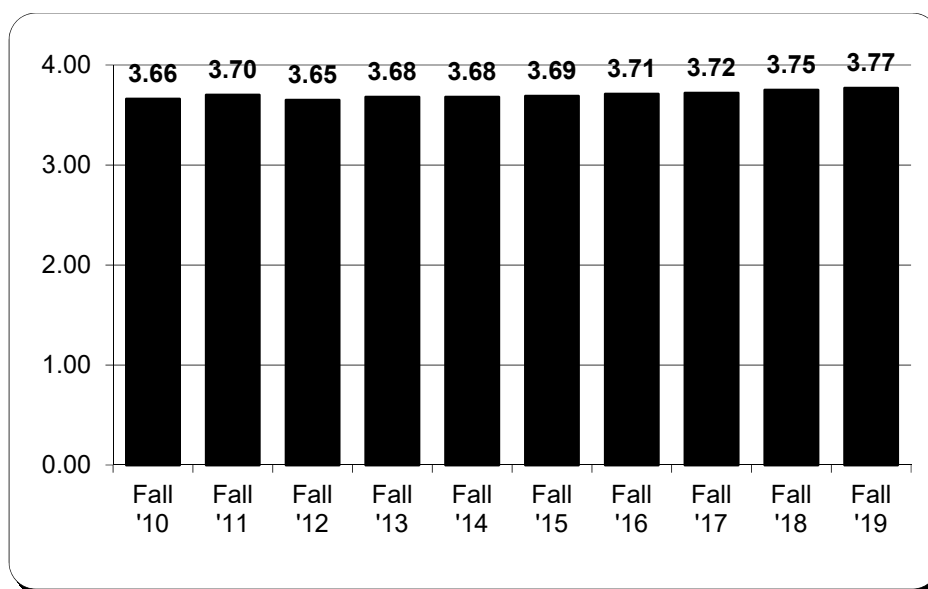
Source: Institutional Research and Decision Support (IRADS)

Juris Doctor Headcount Enrollment



Source: As reported to IPEDS, Fall Enrollment Survey.

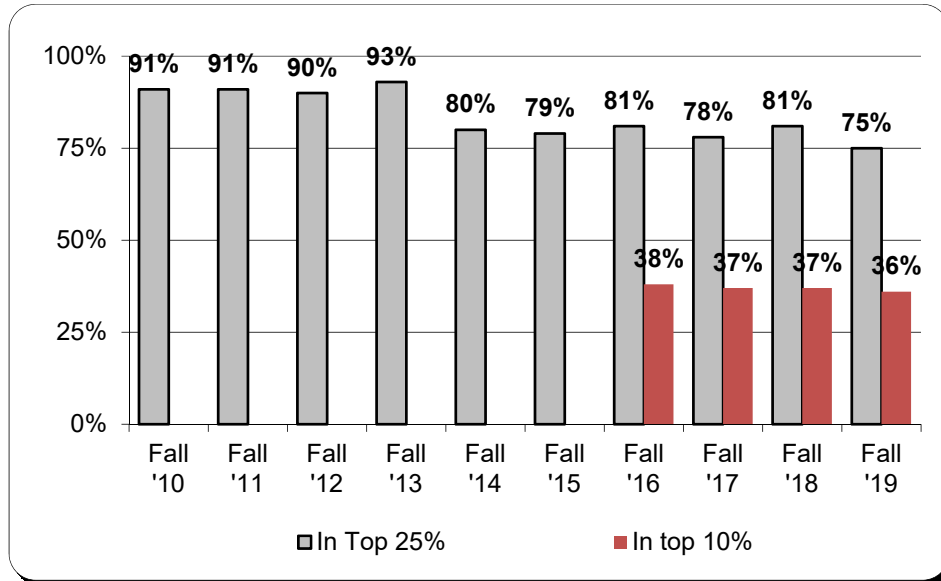
Average High School GPA of New First Year Students



Source: Institutional Research and Decision Support (IRADS)

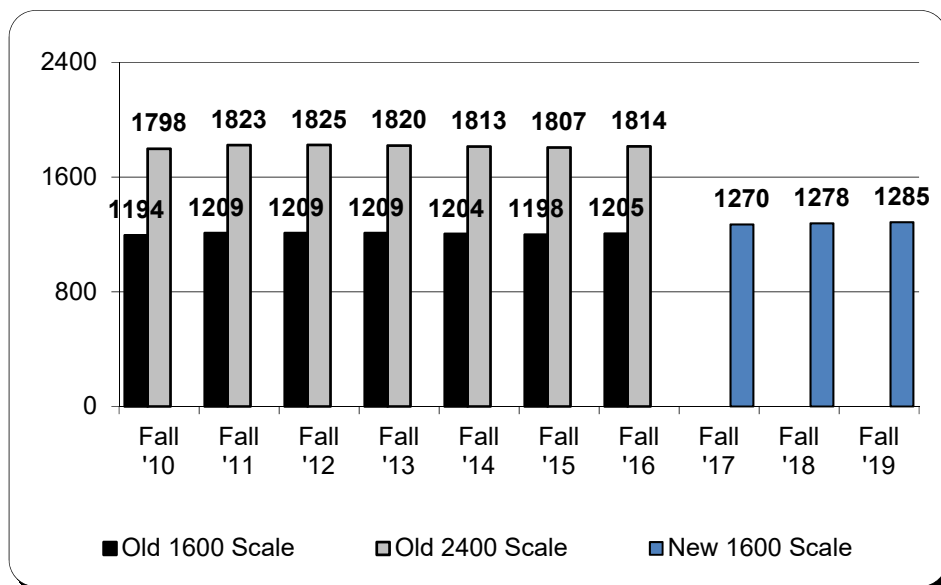
TRENDS & GROWTH

Percent of New First Years in Top 25% and 10% of Their HS Graduating Class



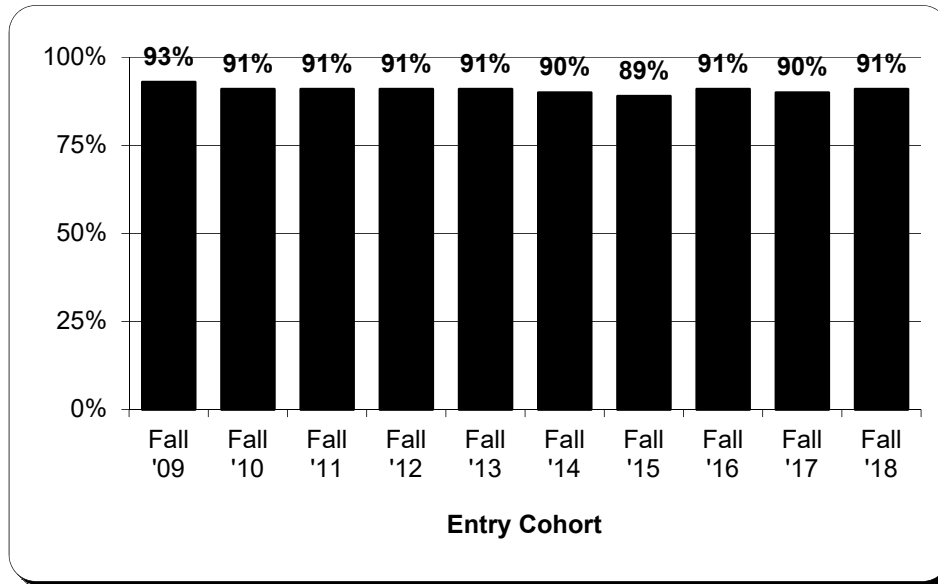
Source: Institutional Research and Decision Support (IRADS)
 Note: More complete data became available beginning Fall '14.

Average SAT Score of New First Years



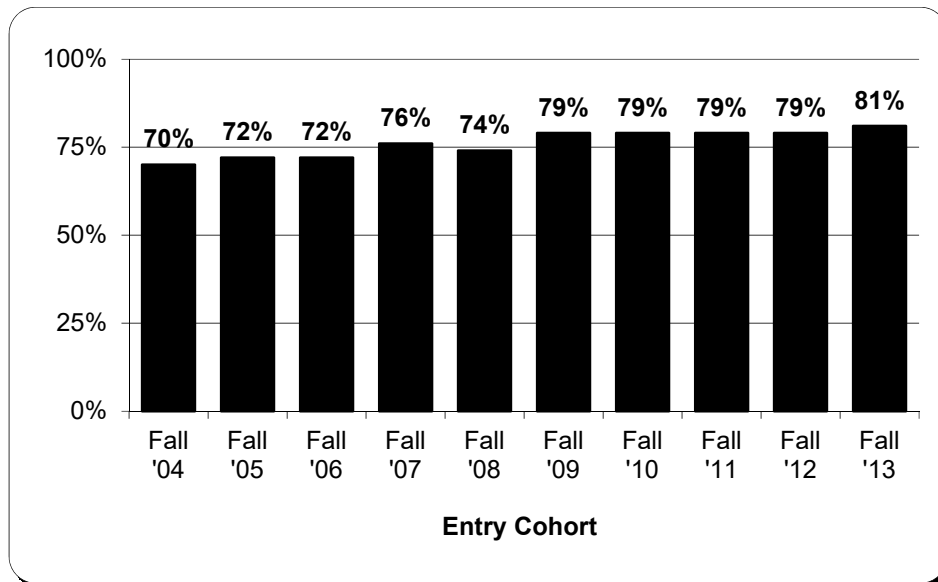
Source: Institutional Research and Decision Support (IRADS)

Fall-to-Fall Retention Rate of First-time First Years



Source: As reported to IPEDS, Fall Enrollment Survey

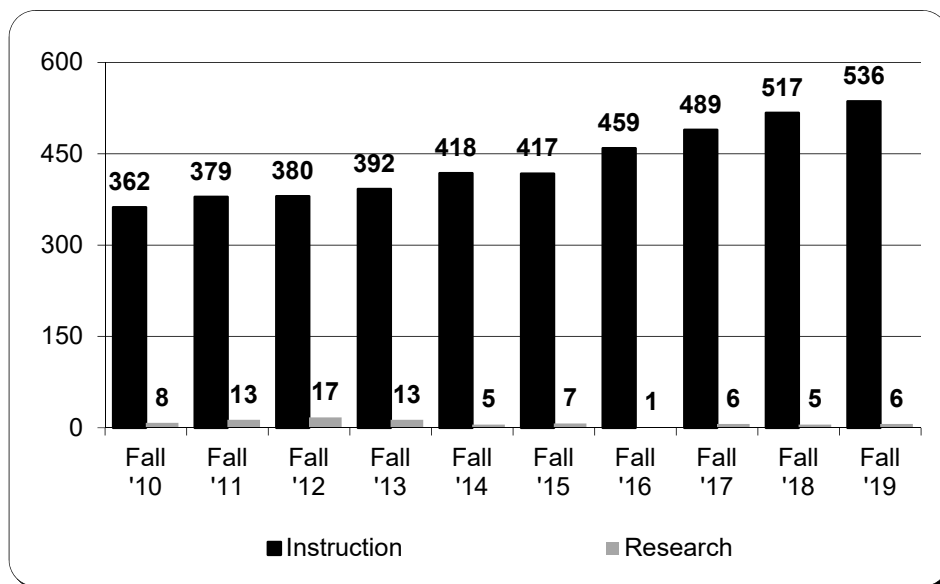
Six-Year Graduation Rate of First-time First Years



Source: As reported to IPEDS, Graduation Rate Survey

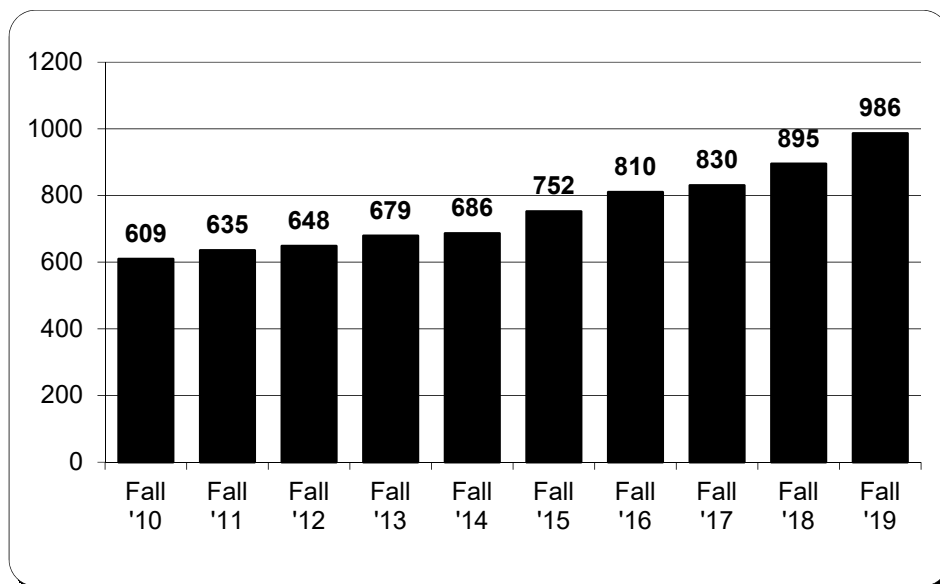
TRENDS & GROWTH

Full-Time Faculty Headcount



Source: Office of the Provost

Full-Time Staff Headcount



Source: As reported to IPEDS, Human Resources Survey.

Student Data

FIRST YEAR PROFILE

Applicants, Admissions, and Enrollees (Domestic & International)

	FALL 2019 FIRST YEAR CLASS		
	Men	Women	Total
Applicants	5509	8764	14,273
Admissions	2969	4974	7943
Enrollees	664	1104	1768

Source: Institutional Research and Decision Support (IRADS)

Mean SAT and ACT Scores and GPA of Entering Freshmen

	FALL 2019 FIRST YEAR CLASS		
	Men	Women	Overall
SAT Evidence-Based Reading and Writing	640	642	641
SAT Math	657	637	645
% Submitting SAT scores	69	69	69
ACT English	29.1	29.6	29.4
ACT Math	27.0	25.7	26.2
ACT Composite	28.2	27.7	27.9
% submitting ACT scores	42	42	42
High School GPA	3.70	3.82	3.77

Source: Institutional Research and Decision Support (IRADS)

ENROLLMENT

Total Headcount Enrollment by Gender and Level

	FALL 2019			
	Undergrad	Graduate	Total	% of Total
Men	2980	912	3892	39.5%
Women	4522	1432	5954	60.4%
Nonbinary/Unknown	3	1	4	<0.1%
Total	7505	2345	9850	

Source: As reported to IPEDS, Fall Enrollment Survey (census Fall 2019).

Note: "Graduate" includes Doctor of Physical Therapy, LL.M., and Ph.D. students.

Total Headcount Enrollment by Race/Ethnicity and Level

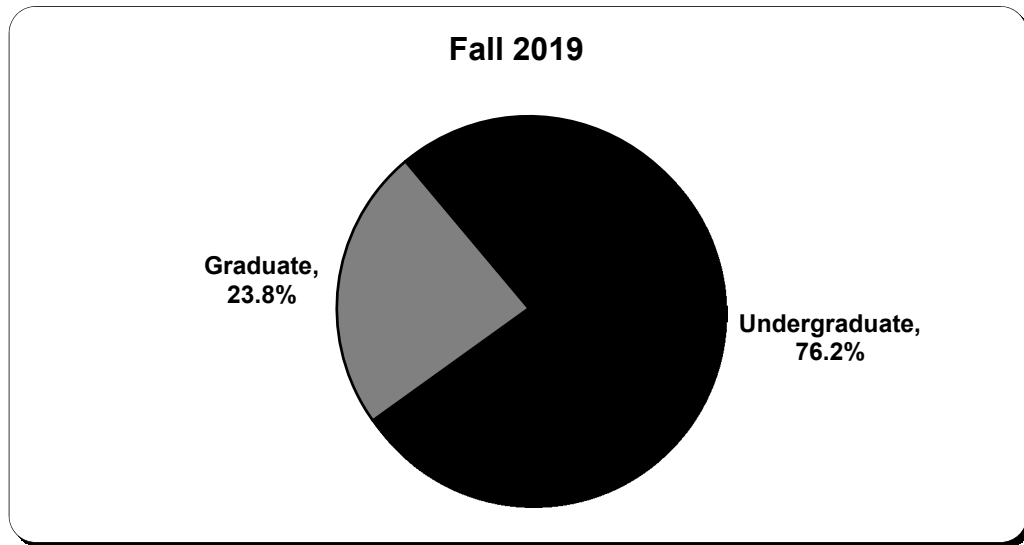
	FALL 2019			
	Undergrad	Graduate	Total	% of Total
Nonresident Alien	293	261	554	5.6%
Hispanic/Latino	1180	422	1602	16.3%
American Indian/Alaska Native	10	3	13	0.1%
Asian	1047	528	1575	16.0%
Black/African American	123	64	187	1.9%
Hawaiian/Pacific Islander	22	2	24	0.2%
White	3769	859	4628	47.0%
Two or More Races	573	129	702	7.1%
Race/Ethnicity unknown	488	77	565	5.7%
Total	7505	2345	9850	

Source: As reported to IPEDS, Fall Enrollment Survey (census Fall 2019).

Note: "Graduate" includes Doctor of Physical Therapy, LL.M., and Ph.D. students.

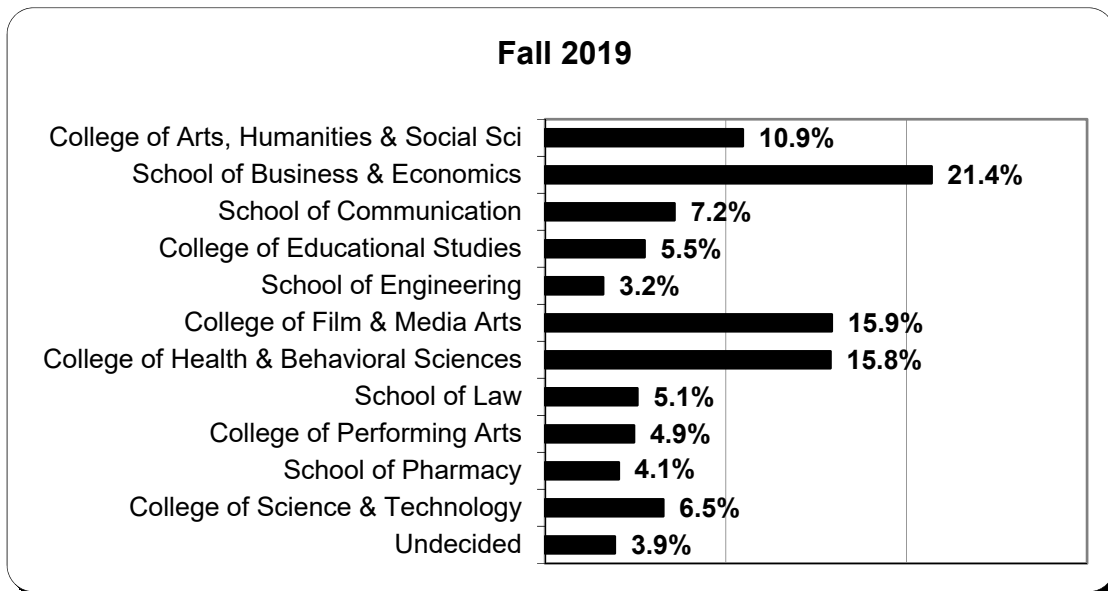
ENROLLMENT

Percent of Total Headcount Enrollment by Level



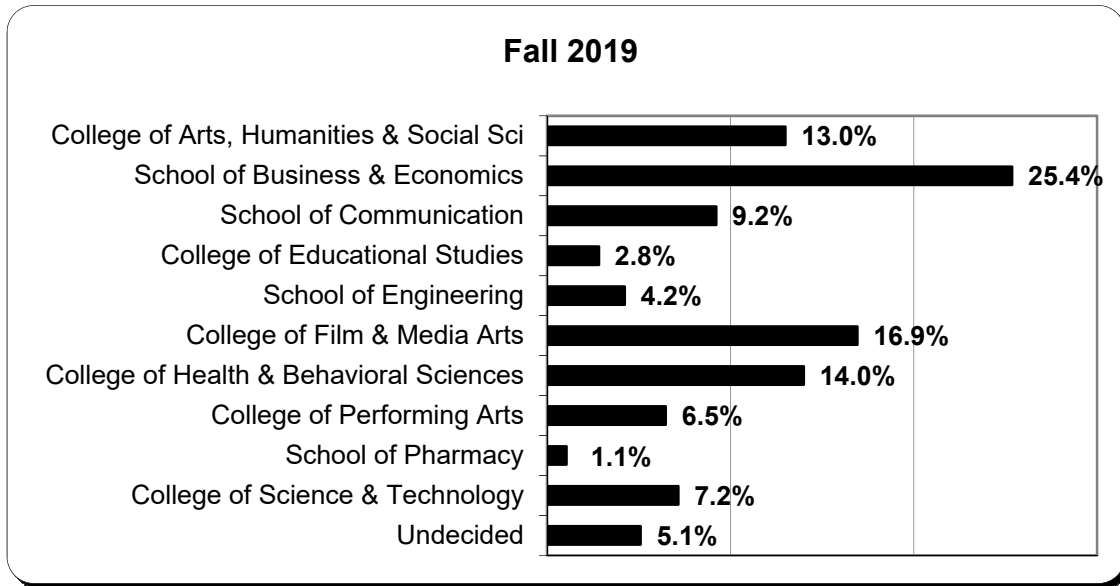
Source: As reported to IPEDS, Fall Enrollment Survey (census Fall 2019).
 * "Graduate" includes Doctor of Physical Therapy, LL.M., and Ph.D. students

Total Degree-Seeking Headcount Enrollment by School/College



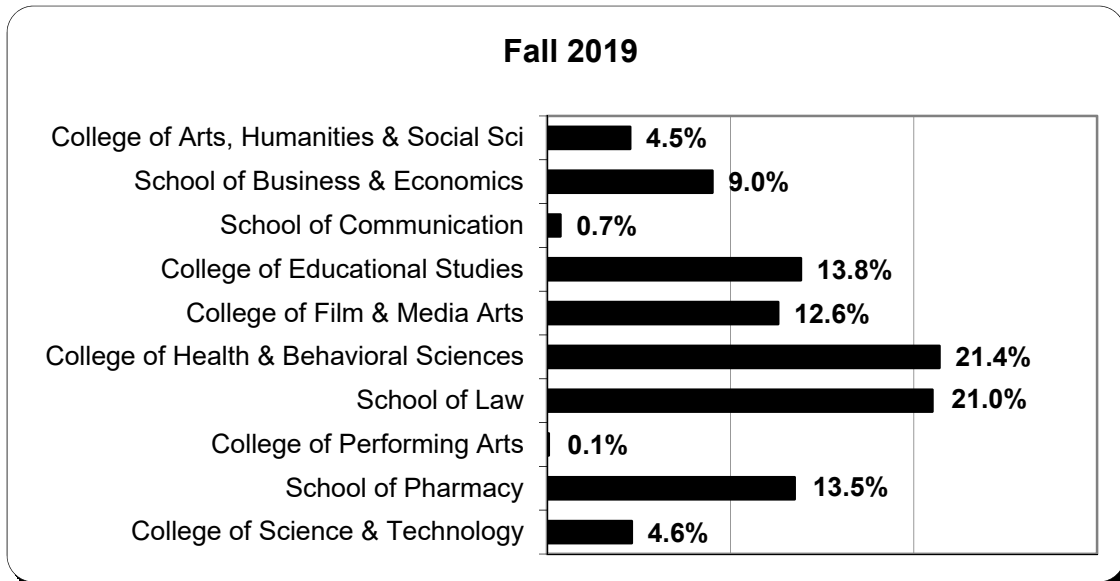
Source: Institutional Research and Decision Support (IRADS) (census Fall 2019).

Total Degree-Seeking Undergraduate Headcount Enrollment by School/College



Source: Institutional Research and Decision Support (IRADS) (census Fall 2019).

Total Degree-Seeking Graduate Enrollment by School/College



Source: Institutional Research and Decision Support (IRADS) (census Fall 2019).

Note: Table includes all masters- and doctoral-level students.

DEGREES AWARDED

Degrees Awarded by Level and School (Excludes Certificates)

2019-2020 Academic Year			
School/College	Undergrad	Graduate	Total
College of Arts, Humanities, and Social Sciences	269	24	293
School of Communication	231	10	241
School of Business & Economics	546	81	627
College of Educational Studies	47	140	187
School of Engineering	55	0	55
College of Film & Media Arts	315	77	392
College of Health and Behavioral Sciences	244	182	426
School of Law	0	175	175
College of Performing Arts	108	0	108
School of Pharmacy	0	91	91
College of Science and Technology	103	36	139
Total	1848	816	2664

Source: Institutional Research and Decision Support (IRADS)

Note: In cases in which a student completed majors in multiple schools, the degree is counted in both. The sum of colleges may be greater than the unique count of degrees.

DEGREES AWARDED

Undergraduate Degrees Awarded by Major

2019-2020 Academic Year		2019-2020 Academic Year	
Major	Count	Major	Count
Accounting	58	Health Sciences	83
Animation and Visual Effects	1	History	14
Anthropology	4	Integrated Educational Studies	41
Art	8	Japanese Studies	3
Art History	6	Kinesiology	27
Biochemistry & Molecular Biol.	18	Leadership & Org. Studies	1
Biological Sciences	42	Mathematics	16
Broadest Journ. & Documentary	10	Music	2
Business Administration	440	Music Education	7
Cert. in Applied Stat. Analysis	21	Music Performance	19
Chemistry	2	News and Documentary	22
Communication Studies	96	Peace Studies	14
Composition	5	Philosophy	17
Computer Info Systems	3	Physics	5
Computer Science	30	Political Science	61
Creative Producing	35	Psychology	120
Creative Writing	30	Public Relations/Advertising	59
Dance	14	Religious Studies	1
Dance Performance	16	Screen Acting	15
Data Analytics	13	Screenwriting	34
Digital Arts	19	Sociology	29
Economics	48	Software Engineering	8
English	25	Spanish	5
Environmental Science & Policy	17	Strategic & Corporate Comm.	117
Film Production	72	Television & Broadcast Journ.	1
Film Studies	12	Television Writing & Production	39
French	10	Theatre	12
Global Comm. & World Langs.	2	Theatre Performance	13
Graphic Design	27		

Source: Institutional Research and Decision Support (IRADS)

DEGREES AWARDED

Graduate Degrees Awarded by Major

2019-2020 Academic Year	
Degree Program	Graduates
Accounting	9
Behavioral & Computational Economics	2
Business Administration (MBA)	52
Communication Sciences & Disorders	41
Computational & Data Sciences (MS)	8
Computational & Data Sciences (Ph.D.)	9
Computational Sciences (Ph.D.)	1
Counseling (School)	11
Creative Writing	13
Curriculum & Instruction	14
Doctor of Pharmacy (PharmD)	80
Doctor of Physical Therapy (DPT)	86
Documentary Filmmaking	8
Education (Ph.D.)	12
Educational Psychology	22
English	4
Executive MBA	18
Film & Television Producing	12
Film Production	22
Film Studies	4
Food Science	17
Hazards, Global & Enviro. Change	1
Health and Strategic Communication	10
International Studies	2
Leadership Development	23
Marriage and Family Therapy	21
Pharmaceutical Sciences (MS)	9
Pharmaceutical Science (PhD)	2
Physician Assistant Studies	34
Production Design	6
School Psychology	22
Screenwriting	18
Special Education	14
Teaching	22
Television Writing and Producing	7
War and Society	5
Juris Doctor	155
LL.M. in General Law	20

Source: Institutional Research and Decision Support (IRADS)

Faculty & Staff Data

FACULTY DATA

Full-Time Instructional Faculty by Gender

FALL 2019		
Gender	N	% of Total
Men	305	57%
Women	231	43%
Total	536	

Source: As reported to IPEDS, Human Resources Survey.

Full-Time Instructional Faculty by Race/Ethnicity

FALL 2019		
Race/Ethnicity	N	% of Total
Nonresident Alien	20	4%
Hispanic/Latino	19	4%
American Indian/Alaska Native	0	0%
Asian	45	8%
Black/African American	11	2%
Hawaiian/Pacific Islander	0	0%
White	274	51%
Two or More Races	5	1%
Race/Ethnicity unknown	162	30%
Total	536	

Source: As reported to IPEDS, Human Resources Survey.

Full-Time Staff by Gender

FALL 2019		
Gender	N	% of Total
Men	414	42%
Women	572	58%
Total	986	

Full-Time Staff by Race/Ethnicity

FALL 2019		
Race/Ethnicity	N	% of Total
Nonresident Alien	24	2%
Hispanic/Latino	142	14%
American Indian/Alaska Native	5	1%
Asian	75	8%
Black/African American	24	2%
Hawaiian/Pacific Islander	10	1%
White	323	33%
Two or More Races	14	1%
Race/Ethnicity unknown	369	37%
Total	986	

Source: As reported to IPEDS, Human Resources Survey.