



Chapman University

Fact Book

2017 – 2018

All Inquiries Should Be Directed To:

Chapman's Institutional Research Office (CIRO)
One University Dr.
Orange, CA 92866

<http://www.chapman.edu/ciro>

Table of Contents

University Profile	4
University Officers (2017-2018).....	5
Board of Trustees.....	6
Board of Governors.....	7
President’s Cabinet	8
Vision Statement.....	9
Mission.....	9
History.....	9
Central Commitments	9
Academic Programs	10
Accreditation.....	14
Trends and Growth	16
Undergraduate Headcount Enrollment	17
Graduate Headcount Enrollment.....	17
Juris Doctor Headcount Enrollment.....	18
Average High School GPA of New Freshmen	18
Percent of New Freshmen in Top 25% of Their Graduating Class	19
Average SAT Score of New Freshmen.....	19
Fall-to-Fall Retention Rate of First-time Freshmen.....	20
Six-Year Graduation Rate of First-time Freshmen.....	20
Full-Time Faculty Headcount	21
Full-Time Staff Headcount	21
Student Data	22
New Freshman Profile	23
<i>Applicants, Admissions, and Enrollees (Domestic & International)</i>	23
<i>Mean SAT and ACT Scores and GPA of Entering Freshmen</i>	23
Enrollment.....	24
<i>Total Headcount Enrollment by Gender and Level</i>	24
<i>Total Headcount Enrollment by Race/Ethnicity and Level</i>	24
<i>Percent of Total Headcount Enrollment by Level</i>	25
<i>Total Degree-Seeking Headcount Enrollment by School/College</i>	25
<i>Total Degree-Seeking Undergraduate Headcount Enrollment by School/College</i> ..	26
<i>Total Degree-Seeking Graduate Enrollment by School/College</i>	26
Degrees Awarded.....	27
<i>Degrees Awarded by Level and School/Department</i>	27
<i>Undergraduate Degrees Awarded by Major</i>	28
<i>Graduate Degrees Awarded by Major</i>	29
Faculty & Staff Data	30
<i>Full-Time Instructional Faculty by Gender</i>	31
<i>Full-Time Instructional Faculty by Race/Ethnicity</i>	31
<i>Full-Time Staff by Gender and Classification</i>	32
<i>Full-Time Staff by Race/Ethnicity and Classification</i>	32

A Profile of Chapman University

University Officers (2017-2018)**University Presidents**

James B. Martin	1863-1875
Benjamin H. Smith	1875-1878
Allen M. Elston	1878-1892
Henry D. McAneney	1892-1895, 1904-1912
Arthur C. Braden	1922-1929
Cecil F. Cheverton	1929-1941
George N. Reeves	1942-1956
J.E. Wilkinson (Acting)	1956-1957
John L. Davis	1957-1971
Donald C. Kleckner	1971-1975
Davis Chamberlin (Acting)	1976-1977
G.T. Smith	1977-1988
James L. Doti (Acting)	1988-1989
Allen E. Koenig	1989-1991
James L. Doti	1991-2016
Daniele C. Struppa	2016-present

Administration

Dr. Daniele C. Struppa, President
 Dr. Glenn Pfeiffer, Provost and Executive Vice President for Academic Affairs
 Mr. Gary Brahm, Chancellor, Brandman University
 Mr. Harold W. Hewitt, Jr., Executive Vice President and Chief Operating Officer
 Dr. Sheryl A. Bourgeois, Executive Vice President for University Advancement
 Mr. Kris Eric Olsen, Vice President of Campus Planning and Operations
 Mr. Joseph Slowensky, Vice Provost of Institutional Effectiveness and Faculty Affairs
 Dr. Nina LeNoir, Vice Provost for Undergraduate Education
 Dr. Richard Redding, Vice Provost for Graduate Education
 Dr. Thomas Piechota, Vice President for Research
 Dr. Jerry Price, Vice President for Student Affairs and Dean of Students
 Dr. Kenneth Murphy, Associate Provost for Academic Administration
 Mr. Michael Pelly, Vice President and Dean for Enrollment Management
 Ms. Charlene Baldwin, Dean of the Leatherby Libraries
 Dr. William D. Hall, Dean and Artistic Director of the Musco Center for the Arts
 Dr. Gail Stearns, Dean of the Wallace All Faiths Chapel
 Mr. Terry Boesel, Director of Athletics
 Ms. Becky Campos, Vice President of Human Resources
 Mr. Behzad Binesh, Vice President of Finance and Controller
 Dr. Janine P. DuMontelle, Vice President of Legal Affairs and General Counsel
 Ms. Helen Norris, Vice President and Chief Information Officer
 Mr. Mark Woodland, Vice President of Strategic Marketing and Communications

Academic Deans

Dr. Thomas Turk, Interim Dean, George L. Argyros School of Business and Economics
 Dr. Margaret Grogan, Dean, College of Educational Studies

UNIVERSITY PROFILE

Mr. Robert Bassett, Dean, Lawrence & Kristina Dodge College of Film and Media Arts
Dr. Janeen Hill, Dean, Crean College of Health and Behavioral Sciences
Dr. Patrick Fuery, Dean, Wilkinson College of Arts, Humanities, and Social Sciences
Dr. Matthew J. Parlow, Dean, Dale E. Fowler School of Law
Dr. Giulio Ongaro, College of Performing Arts
Dr. Ronald P. Jordan, Dean, School of Pharmacy
Dr. Andrew Lyon, Dean, Schmid College of Science and Technology

Board of Trustees

Officers

Wylie Aitken, Chair
Joann Leatherby, Vice Chair
Zeinab H. Dabbah (JD '12), Vice Chair
Parker Kennedy, Vice Chair
James Mazzo, Vice Chair
Scott Chapman, Secretary
Zelma M. Allred, Assistant Secretary

Members

Rick Afable	Mark Chapin Johnson '05
Donna Ford Attallah '61	Jennifer L. Keller
Raj S. Bhathal	Laura Khouri
James P. Burra	Thomas E. Malloy
Michael J. Carver	Ann D. Moskowitz
Phillip H. Case	Sebastian Paul Musco
Akin Ceylan	James J. Peterson
Irving M. Chase	Harry S. Rinker
Hazem H. Chehabi	James B. Roszak
Jerome W. Cwiertnia	The Honorable Loretta Sanchez '82
Kristina Dodge	Mohindar S. Sandhu
Dale E. Fowler '58	James Ronald Sechrist
Barry Goldfarb	Ronald M. Simon
Stan Harrelson	Ronald E. Soderling
Gavin S. Herbert, Jr.	Emily Crean Vogler
Mark Hilbert	Karen R. Wilkinson '69
William K. Hood	David Wilson

Emeritus Chairs

The Honorable George L. Argyros '59	David Janes
Doy B. Henley	Donald E. Sodaro

Emeritus Trustees

Richard Berteau

Lynn Hirsch Booth

Arlene R. Craig

J. Ben Crowell

Robert A. Elliott

David C. Henley

Roger C. Hobbs

Randall R. McCardle '58 (MA '66)

Cecilia Presley

Barry Rodgers

Richard R. Schmid

R. David Threshie

Ex Officio Trustees

James E. Blalock (J.D. '09)

Reverend LaTaunya Bynum '76

Reverend Don Dewey

Barbara Eidson

Reverend Dayna Kinkade

Melinda Masson

Linda D. Ruth

Daniele C. Struppa

Reverend Felix Villanueva

Reverend Denny Williams

Board of Governors**Officers**

Melinda Masson, Chair

Michael Penn (JD '04), Executive Vice Chair

Paul A. Cook, Vice Chair

Rebecca Hall '96, Secretary

Members

George Adams, Jr.

Marilyn Alexander

Lula Halfacre Andre

Lisa Argyros '07

Margaret Baldwin

Bob Barry

James E. Blalock (JD '09)

Deborah Bridges

Brenda Carver

Eva Chen

Ronn C. Cornelius

Robin Follman-Otta

Kathleen M. Gardarian

Judith A. Garfi-Partridge

Steve Greinke

Galen Grillo (EMBA '13)

Sinan Kanatsiz '97 (MA '00)

Elim Kay '09

Dustin Kemmerer

Scott A. Kisting

Dennis Kuhl

John Sanders

James F. Wilson

Ex-Officio Governors

Sheryl A. Bourgeois

Daniele C. Struppa

Governors Emeriti

Marta S. Bhathal
Kathleen A. Bronstein
Gary E. Liebl
Jean H. Macino
Richard D. Marconi
Jerrel T. Richards
Douglas e. Willits '72

President's Cabinet

Nicolaos G. Alexopoulos
George Argyros, Jr. '89, (JD '01)
Julianne Argyros
Joyce Brandman
Stephen J. Cloobek
Heidi Cortese Sherman
Paul Folino
Douglas K. Freeman
Marie Gray
Frank P. Greinke
Gavin S. Herbert
Shelley Hoss
Steeve Kay
Joe E. Kiani
General William Lyon
Frank O'Bryan
The Honorable Milan Panic
Lord Swarj Paul
James H. Randall
The Honorable Ed Royce
Susan Samueli
Ralph Stern
David Stone
Alan L. True

Vision Statement

Chapman University will be a student-centered institution, recognized nationally and internationally as a center of academic and personal excellence that prepares our students to contribute to global society.

Mission

The mission of Chapman University is to provide personalized education of distinction that leads to inquiring, ethical, and productive lives as global citizens.

History

Chapman University traces its roots back more than a century and a half to Hesperian College, which opened on the same day that Abraham Lincoln was inaugurated as the sixteenth U.S. president in 1861. Hesperian and several other institutions later merged with California Christian College in Los Angeles. In 1934 the institution was renamed in recognition of its most generous benefactor, C.C. Chapman, successful real estate investor, church leader, politician, and citrus grower. Chapman College moved to the city of Orange in 1954. In September of 1991 the college became Chapman University, further strengthening its commitment to international education and an innovative undergraduate curriculum and graduate programs.

Central Commitments

The mission of Chapman University finds expression through the following central commitments:

- Create stimulating learning environments for a diverse population.
- Recruit and retain an outstanding faculty that cherishes teaching, research, and creative activity as primary professional commitments and that strives to build a creative intellectual community in which the inquiring life is exemplified by a shared commitment among students and faculty to the pursuit of knowledge.
- Offer curricula that integrate liberal arts and professional learning in order to foster independent and critical thinking, effective communication, and an international perspective.
- Create learning, living, and working environments that foster diversity, multiple perspectives, and the free exchange of ideas.
- Affirm our openness to diverse religious, spiritual, political, and ethical traditions.
- Encourage the linkage between a life of learning and service and vital interaction of the University with our wider communities.
- Devote resources in a fiscally responsible manner to support outstanding teaching, scholarship, and learning and develop facilities that enhance the living and learning environments.

Academic Programs

Wilkinson College of Arts, Humanities, and Social Sciences

Department of Art

B.A. in Art History
B.F.A. in Art
B.F.A. in Graphic Design

Department of English and Comparative Literature

B.A. in English
B.F.A. in Creative Writing
4+1 Undergraduate / M.A. in English
M.A. in English
M.F.A. in Creative Writing
Dual Degree Program: M.A. in English / M.F.A. in Creative Writing

Department of History

B.A. in History
M.A. in War and Society
4+1 Undergraduate / M.A. in English

International Studies Program

M.A. in International Studies
4+1 B.A. / M.A. in International Studies

Department of World Languages and Cultures

B.A. in French
B.A. in Spanish

Peace Studies Program

B.A. in Peace Studies

Department of Philosophy

B.A. in Philosophy

Department of Political Science

B.A. in Political Science

Department of Religious Studies

B.A. in Religious Studies

Department of Sociology

B.A. in Sociology

George L. Argyros School of Business and Economics

Certificate in Applied Statistical Analysis
B.A. in Economics
B.S. in Accounting
B.S. in Business Administration

Integrated Five Year Undergraduate / M.B.A.
 Integrated Five Year Undergraduate / M.S. Accounting
 Integrated Five Year Undergraduate / M.S. Economic Systems Design
 Executive M.B.A.
 M.B.A. (Full-time)
 M.B.A. (Professional)
 M.B.A. in Prague
 M.S. Accounting
 M.S. Economic Systems Design
 Joint Juris Doctor / M.B.A. (with the Fowler School of Law)
 Joint M.B.A. / M.F.A. in Film and Television Producing (with Dodge College)
 Joint M.B.A. / M.S. in Food Science (with Schmid College)

School of Communication

B.A. in Communication Studies
 B.A. in Strategic and Corporate Communication
 4+1 Undergraduate / M.S. in Health and Strategic Communication
 M.S. in Health and Strategic Communication

College of Educational Studies

B.A. in Integrated Educational Studies
 Integrated Five Year Undergraduate / M.A. in Curriculum and Instruction
 4+1 Undergraduate / M.A. in Leadership Development
 Ed.S. in School Psychology / M.A. in Educational Psychology
 M.A. in Counseling
 M.A. in Leadership Development
 M.A. in Special Education
 M.A. in Teaching
 Ph.D. in Education
 Multiple Subject Credential
 Multiple Subjects Credential with Spanish English / Bilingual Emphasis Option
 Professional Clear Credential
 Pupil Personnel Services Credential in School Counseling
 Pupil Personnel Services Credential in School Psychology
 Single Subject Credential
 Special Education Credential Preliminary Mild/Moderate
 Special Education Credential Preliminary Moderate/Severe

Lawrence and Kristina Dodge College of Film and Media Arts

B.A. in Film Studies
 B.A. in Public Relations and Advertising

UNIVERSITY PROFILE

B.F.A. in Broadcast Journalism and Documentary
B.F.A. in Creative Producing
B.F.A. in Digital Arts
B.F.A. in Film Production
B.F.A. in Screen Acting (joint program with the College of Performing Arts)
B.F.A. in Screenwriting
B.F.A. in Television Writing and Production
Integrated Undergraduate / M.A. Film Studies Program
M.A. in Film Studies
M.F.A. in Documentary Filmmaking
M.F.A. in Film Production
M.F.A. in Film and Television Producing
M.F.A. in Production Design
M.F.A. in Screenwriting
M.B.A. / M.F.A. in Film and Television Producing (with the Argyros School)
Juris Doctor / M.F.A. in Film and Television Producing (with the School of Law)

Crean College of Health and Behavioral Sciences

B.A. in Psychology
B.S. in Health Sciences
B.S. in Kinesiology
Pre-Health Post-Baccalaureate Program
Accelerated B.S. in Health Science / M.S. in Athletic Training
B.S. in Health Science to Doctor of Physical Therapy
B.S. in Health Science to M.M.S. in Physician Assistant Studies
B.S. in Health Science to M.S. in Food Science
B.S. in Health Science to M.S. in Health and Strategic Communication
Doctor of Physical Therapy (DPT)
Transitional Doctor of Physical Therapy (DPT)
M.A. in Marriage and Family Therapy
M.M.S. in Physician Assistant Studies
M.S. in Athletic Training
M.S. in Communication Sciences and Disorders
Speech Language Pathology Services Credential

Fowler School of Law

Juris Doctor
Juris Doctor / M.B.A. (with the Argyros School)
Juris Doctor / M.F.A. in Film and Television Producing (with Dodge College)
LL.M. (General)
LL.M. in Taxation

College of Performing Arts*Department of Dance*

B.A. in Dance

B.F.A. in Dance Performance

Hall-Musco Conservatory of Music

B.A. in Music

B.M. in Composition

B.M. in Performance

B.M. (Pre-Certification, Music Education)

M.M. in Keyboard Collaborative Arts

Department of Theatre

B.A. in Theatre

B.F.A. in Screen Acting (joint program with Dodge College)

B.F.A. in Theatre Performance

School of Pharmacy

Pharmacy Freshman Early Assurance Program (FEAP)

4+1 B.S. / M.S. in Pharmaceutical Sciences

M.S. in Pharmaceutical Sciences

Doctor of Pharmacy (Pharm.D.)

Ph.D. in Pharmaceutical Sciences

Schmid College of Science and Technology

B.S. in Biochemistry and Molecular Biology

B.S. in Biological Sciences

B.S. in Chemistry

B.S. in Computer Science

B.S. in Data Analytics

B.S. in Environmental Science and Policy

B.S. in Mathematics

B.S. in Physics

B.S. in Software Engineering

Chapman/UC Irvine Joint Degree Program in Engineering

Integrated Undergraduate / M.S. in Computational and Data Sciences

Integrated Undergraduate / M.S. in Behavioral and Computational Economics

Integrated Undergraduate / M.S. in Food Science

M.S. in Computational and Data Sciences

M.S. in Food Science

Ph.D. in Computational and Data Sciences

Joint M.B.A. / M.S. in Food Science (with the Argyros School)

Accreditation

Regional Accrediting Body

Chapman University is accredited by the Western Association of Schools and Colleges (WASC), Accrediting Commission for Senior Colleges and Universities.

Professionally-Accredited Programs

The programs of the George L. Argyros School of Business and Economics are accredited by The Association to Advance Collegiate Schools of Business (AACSB).

The programs of the School of Pharmacy are accredited by the Accreditation Council for Pharmacy Education (ACPE). [candidate status]

The Physicians Assistant program is accredited by the Accreditation Review Commission on Education for the Physician Assistant (ARCEPA). [provisional status]

The teacher training and credential programs of the College of Educational Studies are approved by the California Commission on Teacher Credentialing (CTC) and the Council for the Accreditation of Education Preparation (CAEP).

The School Psychology program is accredited by the National Association of School Psychologists (NASP) and the International School Psychology Association (ISPA).

The Communication Sciences and Disorders program is accredited by the Council on Academic Accreditation in Audiology Speech-Language Pathology of the American Speech-Language-Hearing Association (ASHA) and approved by the California Commission on Teacher Credentialing (CTC).

The Athletic Training Education program is accredited by the Commission on Accreditation of Athletic Training Education (CAATE).

The programs of the School of Law are accredited by the American Bar Association (ABA).

The Doctor of Physical Therapy program is accredited by the Commission on Accreditation in Physical Therapy Education (CAPTE).

The Marriage and Family Therapy Program is accredited by the Commission on Accreditation for Marriage and Family Therapy (COAMFTE).

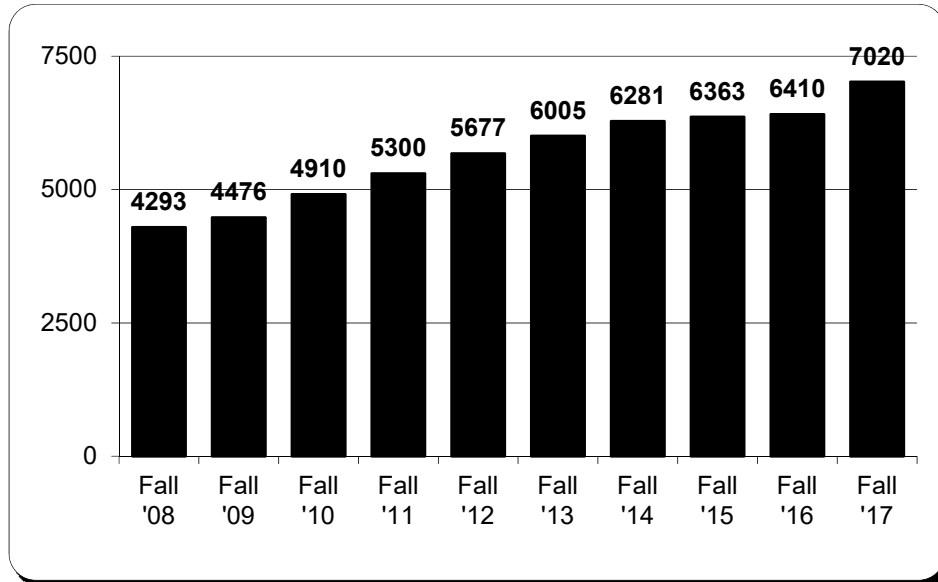
The programs of the Hall-Musco Conservatory of Music are accredited by the National Association of Schools of Music (NASM).

The programs of the Department of Dance are accredited by the National Association of Schools of Dance (NASD).

The programs of the Department of Theatre are accredited by the National Association of Schools of Theatre (NAST).

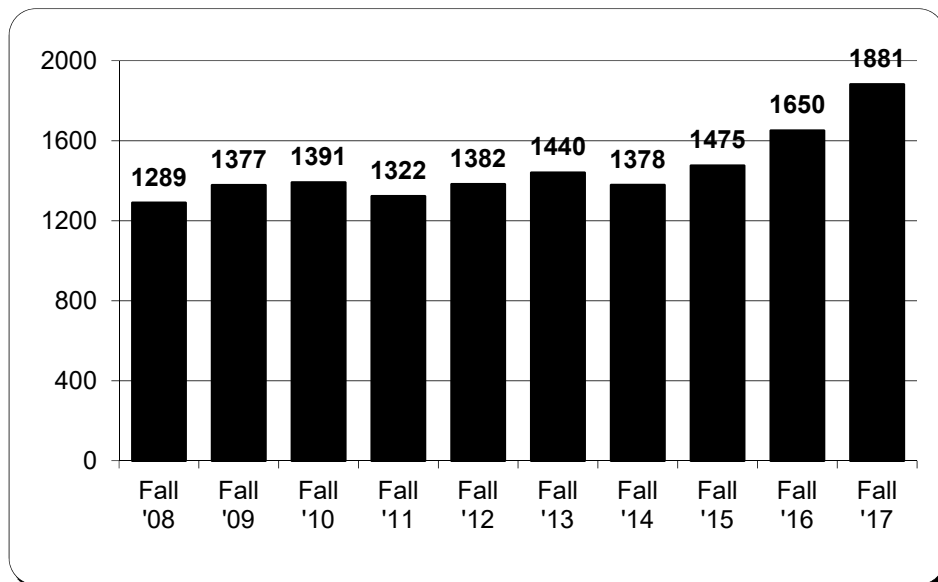
Trends And Growth

Undergraduate Headcount Enrollment



Source: Chapman's Institutional Research Office (CIRO)

Graduate Headcount Enrollment

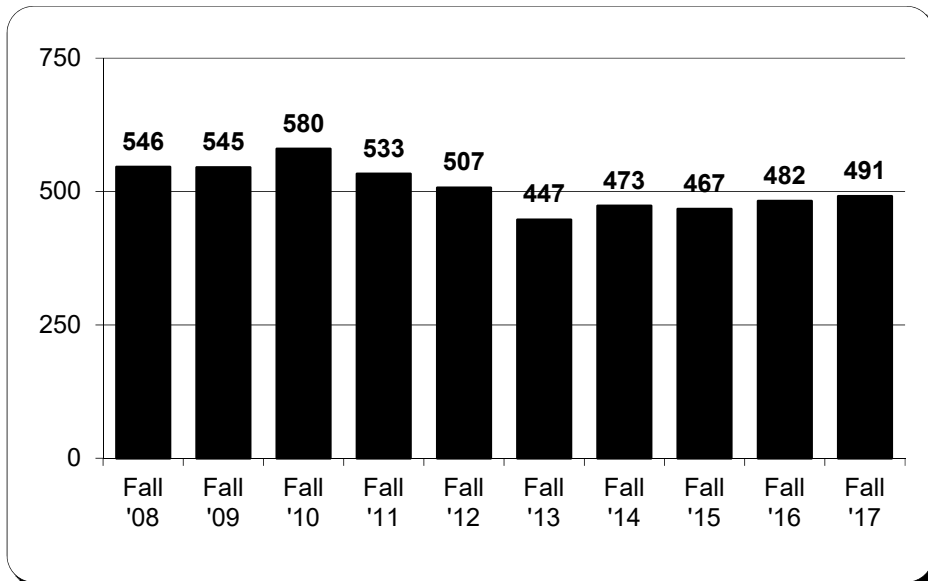


Source: Chapman's Institutional Research Office (CIRO)

Note: Beginning Fall 2005 the LL.M. program is included in the graduate headcount. In prior years it was included in the first-professional (Juris Doctor) headcount.

TRENDS & GROWTH

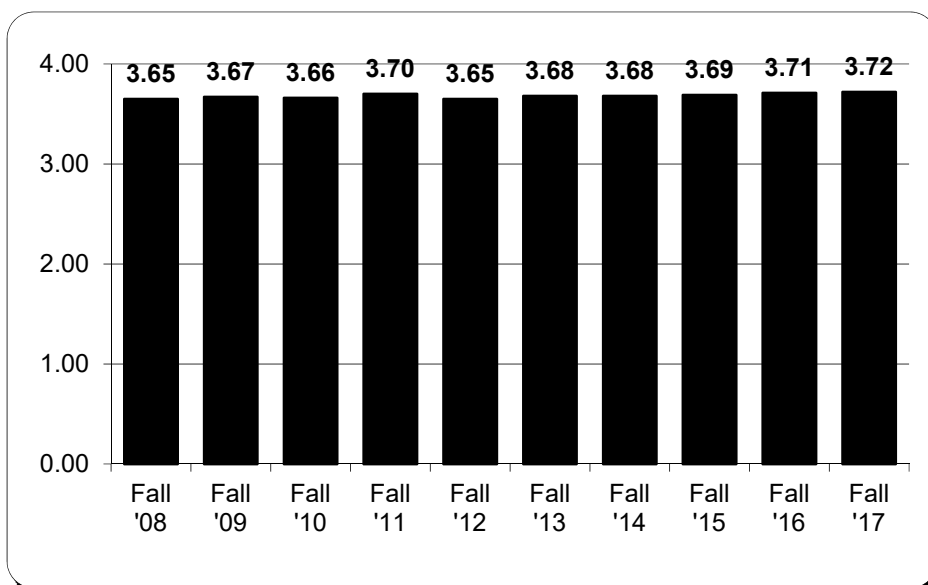
Juris Doctor Headcount Enrollment



Source: As reported to IPEDS, Fall Enrollment Survey.

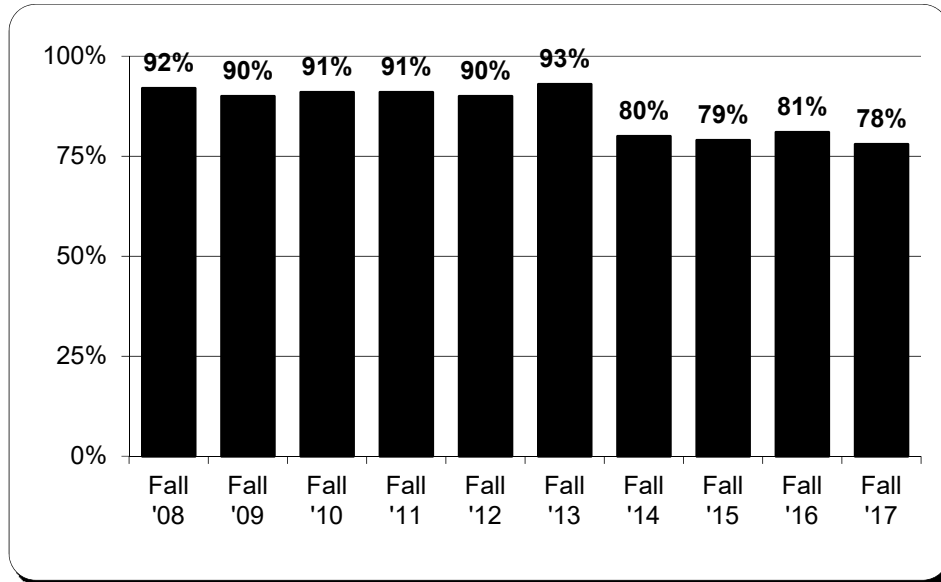
Note: Beginning Fall 2005 the LL.M. program is included in the graduate headcount. In prior years it was included in the first-professional (Juris Doctor) headcount.

Average High School GPA of New Freshmen



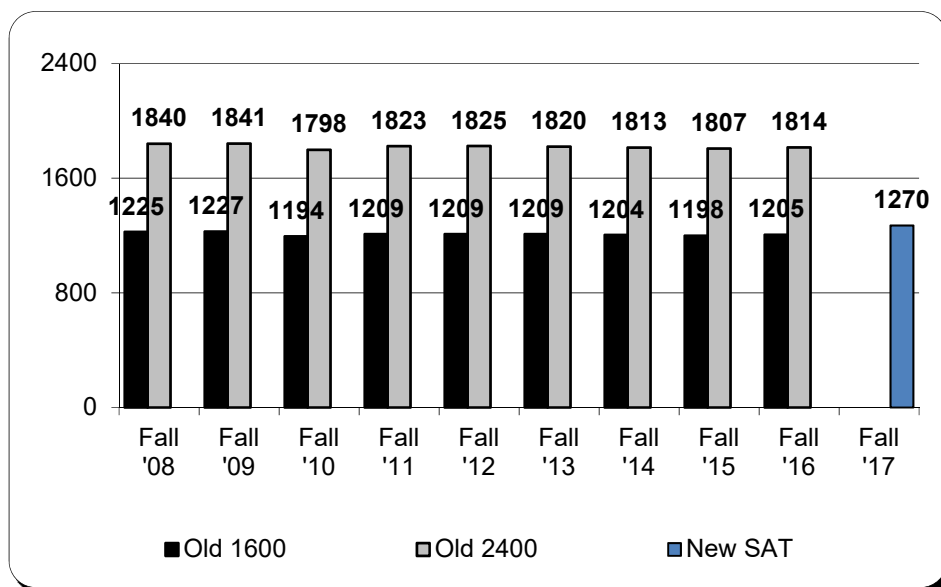
Source: Chapman's Institutional Research Office (CIRO)

Percent of New Freshmen in Top 25% of Their Graduating Class



Source: Chapman's Institutional Research Office (CIRO)
 Note: More complete data became available beginning Fall '14.

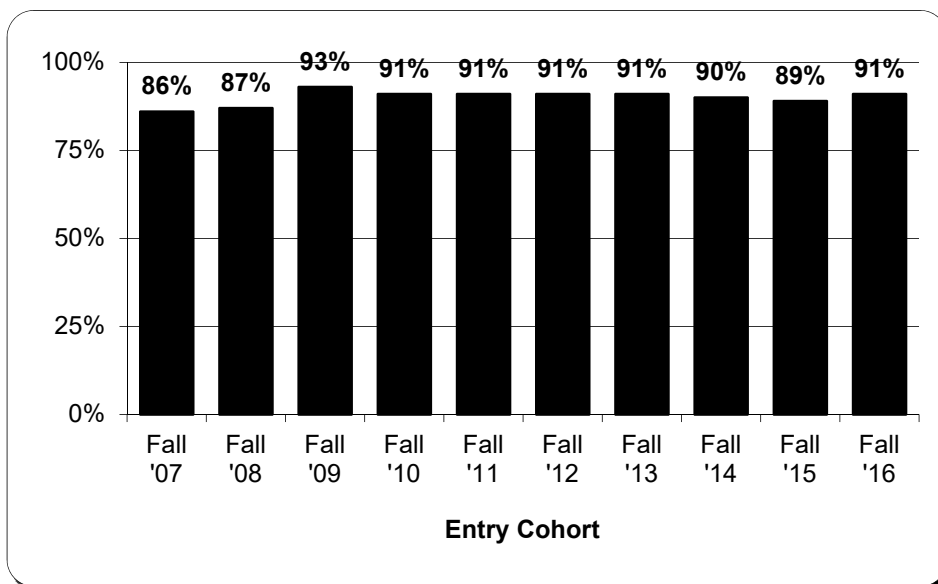
Average SAT Score of New Freshmen



Source: Chapman's Institutional Research Office (CIRO)
 Note: The method of calculation changed beginning Fall '10

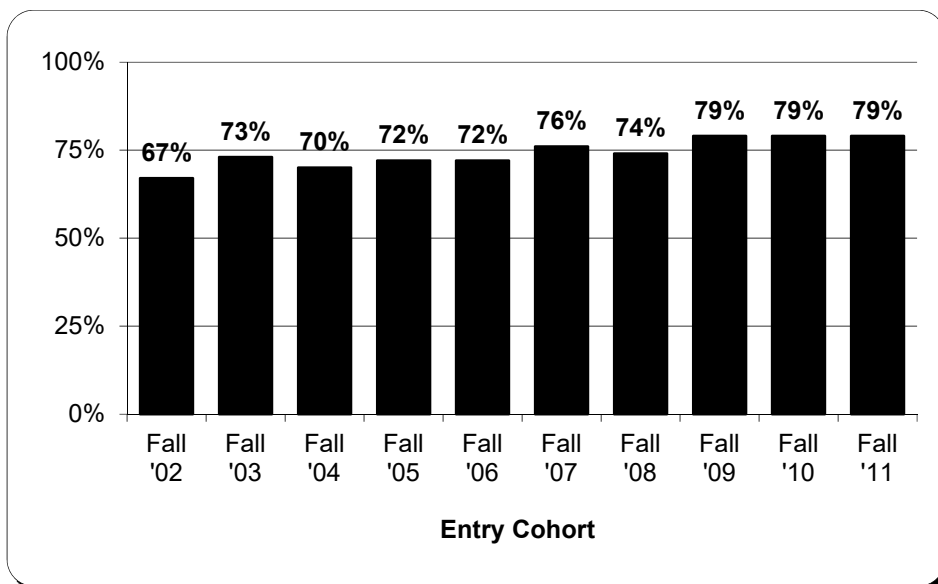
TRENDS & GROWTH

Fall-to-Fall Retention Rate of First-time Freshmen



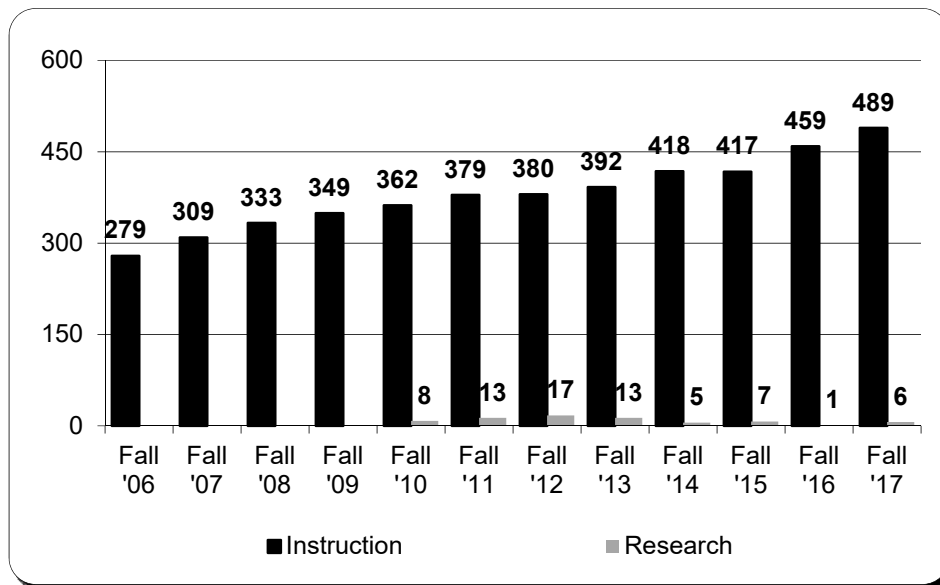
Source: As reported to IPEDS, Fall Enrollment Survey

Six-Year Graduation Rate of First-time Freshmen



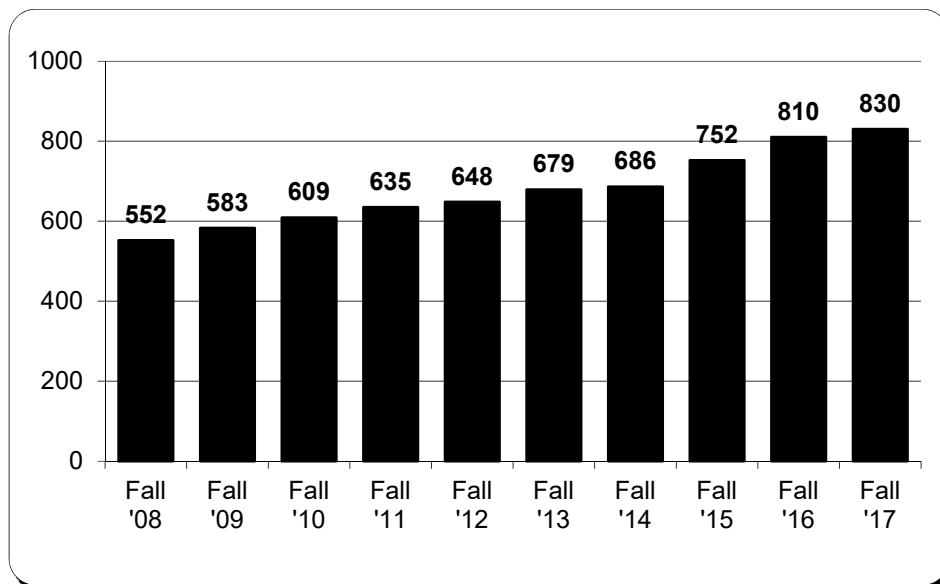
Source: As reported to IPEDS, Graduation Rate Survey

Full-Time Faculty Headcount



Source: Office of the Chancellor

Full-Time Staff Headcount



Source: As reported to IPEDS, Human Resources Survey.

Student Data

Applicants, Admissions, and Enrollees (Domestic & International)

FALL 2017 FRESHMAN CLASS			
	Men	Women	Total
Applicants	5106	8064	13,170
Admissions	2822	4714	7539
Enrollees	667	1029	1696

Source: Chapman's Institutional Research Office (CIRO)

Mean SAT and ACT Scores and GPA of Entering Freshmen

FALL 2017 FRESHMAN CLASS			
	Men	Women	Overall
SAT Evidence-Based Reading and Writing	640	635	637
SAT Math	647	624	633
% Submitting SAT scores	55	57	57
ACT English	28	28	28.2
ACT Math	27	26	26.5
ACT Composite	28	27	27.2
% submitting ACT scores	64	63	63
High School GPA	3.63	3.77	3.72

Source: Chapman's Institutional Research Office (CIRO)

ENROLLMENT

Total Headcount Enrollment by Gender and Level

	FALL 2017			
	Undergrad	Graduate	Total	% of Total
Men	2686	969	3655	38.9%
Women	4131	1402	5533	58.9%
Nonbinary/Unknown	203*	1	204*	2.2%
Total	7020	2372	9392	

Source: As reported to IPEDS, Fall Enrollment Survey (census Fall 2017).

Note: "Graduate" includes Doctor of Physical Therapy, LL.M., and Ph.D. students.

* Registration forms for dual enrollment students neglected to collect gender.

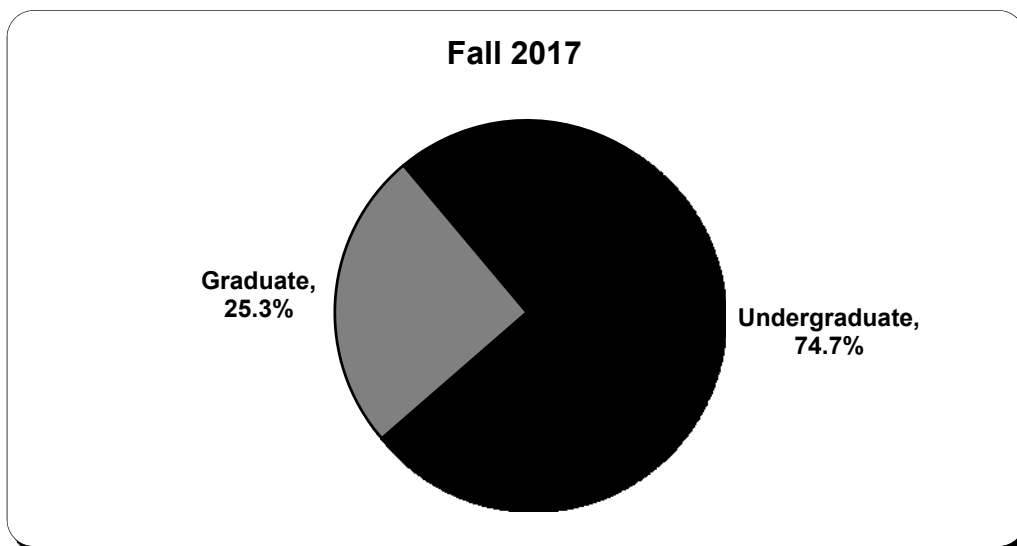
Total Headcount Enrollment by Race/Ethnicity and Level

	FALL 2017			
	Undergrad	Graduate	Total	% of Total
Nonresident Alien	293	295	588	6.3%
Hispanic/Latino	1023	373	1396	14.9%
American Indian/Alaska Native	8	3	11	0.1%
Asian	795	445	1240	13.2%
Black/African American	117	55	172	1.8%
Hawaiian/Pacific Islander	19	3	22	0.2%
White	3696	968	4664	49.7%
Two or More Races	464	121	585	6.2%
Race/Ethnicity unknown	605	109	714	7.6%
Total	7020	2372	9392	

Source: As reported to IPEDS, Fall Enrollment Survey (census Fall 2017).

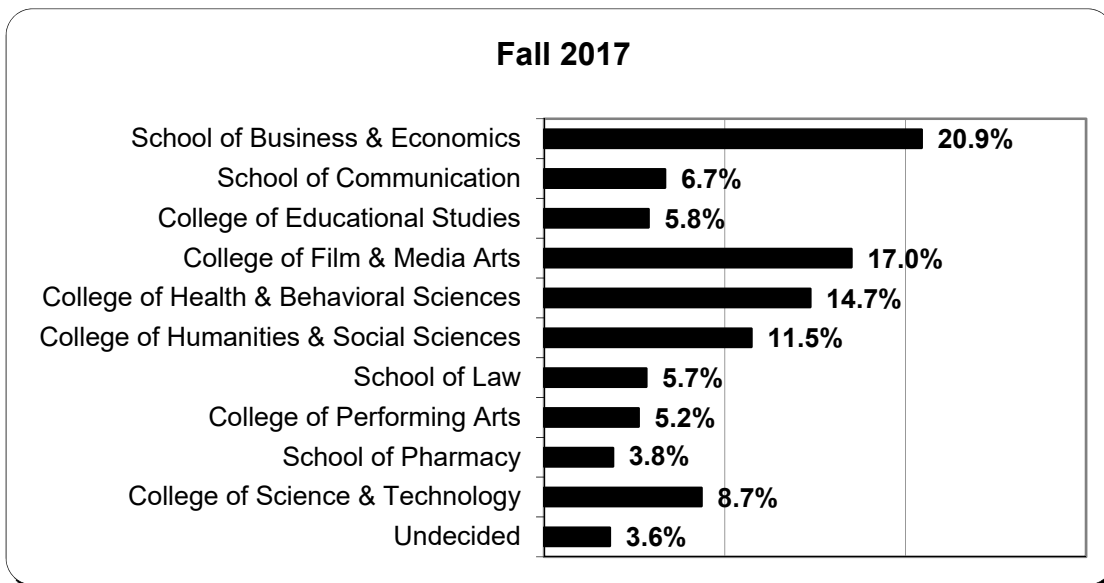
Note: "Graduate" includes Doctor of Physical Therapy, LL.M., and Ph.D. students.

Percent of Total Headcount Enrollment by Level



Source: As reported to IPEDS, Fall Enrollment Survey (census Fall 2017).
 * "Graduate" includes Doctor of Physical Therapy, LL.M., and Ph.D. students

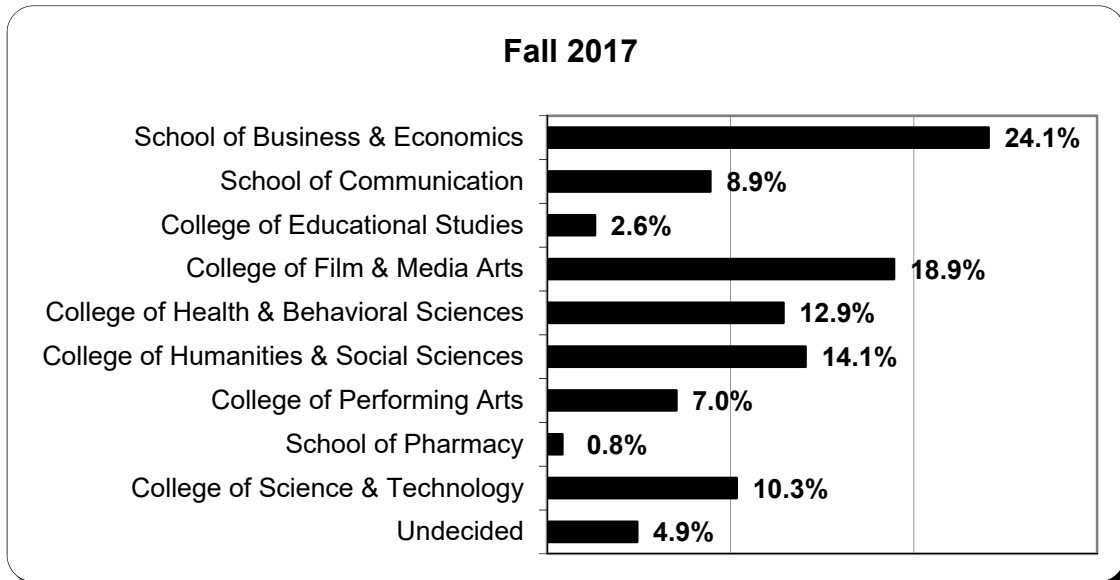
Total Degree-Seeking Headcount Enrollment by School/College



Source: Chapman's Institutional Research Office (census Fall 2017).

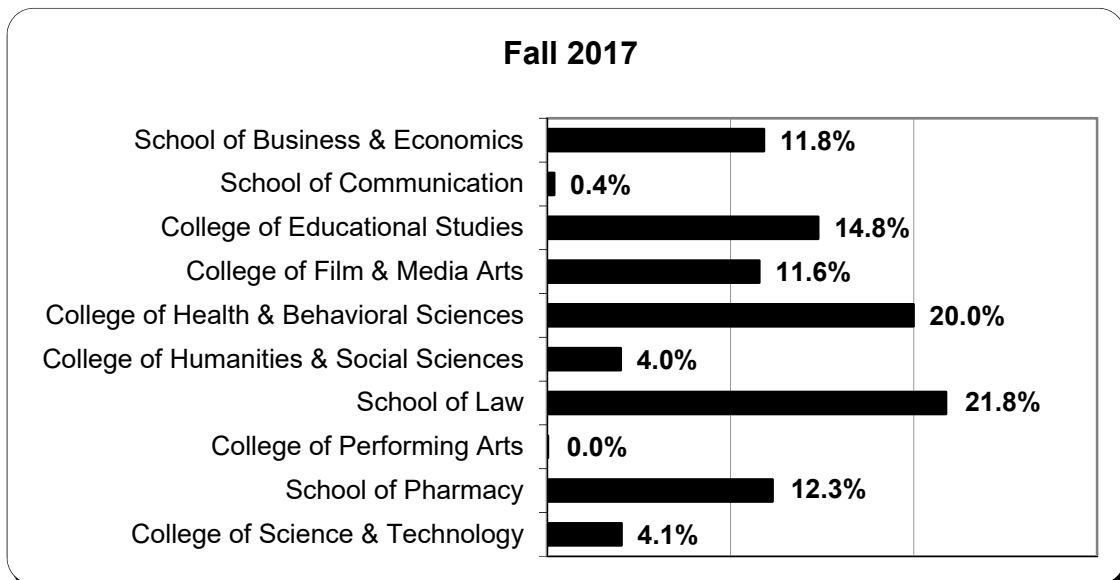
ENROLLMENT

Total Degree-Seeking Undergraduate Headcount Enrollment by School/College



Source: Chapman's Institutional Research Office (census Fall 2017).

Total Degree-Seeking Graduate Enrollment by School/College



Source: Chapman's Institutional Research Office (census Fall 2017).

Note: Table includes all masters- and doctoral-level students.

DEGREES AWARDED

Degrees Awarded by Level and School/Department

2017-2018 Academic Year			
School/College	Undergrad	Graduate	Total
College of Arts, Humanities, and Social Sciences	256	42	298
School of Communication	154	8	162
School of Business & Economics	417	143	560
College of Educational Studies	53	160	213
College of Film & Media Arts	298	110	408
College of Health and Behavioral Sciences	195	151	346
School of Law	0	147	147
College of Performing Arts	88	0	88
School of Pharmacy	0	86	86
College of Science and Technology	142	32	174
Total	1603	879	2482

Source: Chapman's Institutional Research Office (CIRO)

Note: For double majors, counts are based on the school and department of the first/primary major.

DEGREES AWARDED

Undergraduate Degrees Awarded by Major

2017-2018 Academic Year	
Major	Count
Accounting	43
Anthropology	1
Art	10
Art History	5
Biochem. & Mol. Biol.	15
Biological Sciences	38
Business Administration	366
Cert. in Applied Stat Ana	4
Chemistry	3
Cinematic Des & Illus	1
Communication Studies	74
Composition	0
Computer Info Systems	10
Computer Science	34
Creative Producing	45
Creative Writing	32
Dance	9
Dance Performance	19
Data Analytics	1
Digital Arts	20
Economics	44
Econ & Env. Policy	1
English	28
Env. Science & Policy	13
Film Production	68
Film Studies	14
French	8
Graphic Design	19
Health Sciences	63
History	14
Holocaust Studies	1

2017-2018 Academic Year	
Major	Count
Integrated Educ. Studies	58
Italian Studies	2
Japanese Studies	1
Kinesiology	46
Mathematics	13
Medical Anthropology	1
Music	5
Music Education	3
Music Performance	19
News and Documentary	15
Peace Studies	20
Philosophy	20
Physics	1
Physics/Computational Sci.	3
Political Science	67
Psychology	99
Public Relations/Advertising	72
Religious Studies	4
Screen Acting	10
Screenwriting	36
Sociology	29
Software Engineering	14
Spanish	10
Strategic & Corporate Comm.	96
Television Broadcast Jrnlsm	13
Theatre	16
Theatre Performance	10
TV Writing/Production	27
Women and Gender Studies	1
Women in the Arts	1

Source: Chapman's Institutional Research Office

Graduate Degrees Awarded by Major

2017-2018 Academic Year	
Degree Program	Graduates
Accounting	23
Athletic Training	16
Behavioral/Comp. Economics	2
Business Administration (MBA)	104
Counseling (School)	19
Comm. Sciences & Disorders	32
Computational/Data Science (MS)	16
Computational/Data Science (Ph.D.)	2
Creative Writing	22
Curriculum and Instruction	1
Doctor of Pharmacy (PharmD)	74
Doctor of Physical Therapy (DPT)	83
Documentary Filmmaking	4
Economic System Design	1
Education (Ph.D.)	12
Educational Psychology	18
English	10
Executive MBA	13
Film & Television Producing	16
Film Production	45
Film Studies	11
Food Science	14
Health and Strategic Communication	8
International Studies	7
Leadership Development	27
Marriage and Family Therapy	20
Pharmaceutical Sciences (MS)	12
Production Design	5
School Psychology	19
Screenwriting	29
Special Education	21
Teaching	43
War and Society	3
Juris Doctor	134
LL.M. in General Law	13

Source: Chapman's Institutional Research Office (CIRO)

Note: The MBA program includes students from both on-campus and international programs.

Faculty & Staff Data

Full-Time Instructional Faculty by Gender

FALL 2017		
Gender	N	% of Total
Men	284	58%
Women	205	42%
Total	489	

Source: As reported to IPEDS, Human Resources Survey.

Full-Time Instructional Faculty by Race/Ethnicity

FALL 2017		
Race/Ethnicity	N	% of Total
Nonresident Alien	13	3%
Hispanic/Latino	18	4%
American Indian/Alaska Native	0	0%
Asian	38	8%
Black/African American	9	2%
Hawaiian/Pacific Islander	0	0%
White	266	54%
Two or More Races	3	1%
Race/Ethnicity unknown	142	29%
Total	489	

Source: As reported to IPEDS, Human Resources Survey.

STAFF DATA

Full-Time Staff by Gender and Classification

FALL 2017		
Gender	N	% of Total
Men	351	42%
Women	479	58%
Total	830	

Full-Time Staff by Race/Ethnicity and Classification

FALL 2017		
Race/Ethnicity	N	% of Total
Nonresident Alien	11	1%
Hispanic/Latino	108	13%
American Indian/Alaska Native	3	<1%
Asian	53	6%
Black/African American	13	2%
Hawaiian/Pacific Islander	12	1%
White	311	37%
Two or More Races	20	3%
Race/Ethnicity unknown	299	36%
Total	830	

Source: As reported to IPEDS, Human Resources Survey.