



Chapman University

Fact Book

2020 – 2021

All Inquiries Should Be Directed To:

Institutional Research and Decision Support (IRADS)
One University Dr.
Orange, CA 92866

<http://www.chapman.edu/irads>

Table of Contents

University Profile	5
University Officers (2020-2021).....	6
Board of Trustees.....	7
Board of Governors.....	8
President’s Cabinet	9
Vision Statement.....	10
Mission.....	10
History.....	10
Central Commitments	10
Academic Programs	11
Accreditation.....	16
Trends and Growth	18
Undergraduate Headcount Enrollment	19
Graduate Headcount Enrollment (Excludes Juris Doctor).....	19
Juris Doctor Headcount Enrollment.....	20
Average High School GPA of New First Year Students	20
Percent of New First Years in Top 25% and 10% of Their HS Graduating Class	21
Average SAT Score of New First Years.....	21
Fall-to-Fall Retention Rate of First-time First Years.....	22
Six-Year Graduation Rate of First-time First Years	22
Full-Time Faculty Headcount	23
Full-Time Staff Headcount	23
Student Data	24
New Freshman Profile	25
<i>Applicants, Admissions, and Enrollees (Domestic & International)</i>	25
<i>Mean SAT and ACT Scores and GPA of Entering Freshmen</i>	25
Enrollment.....	26
<i>Total Headcount Enrollment by Gender and Level</i>	26
<i>Total Headcount Enrollment by Race/Ethnicity and Level</i>	26
<i>Percent of Total Headcount Enrollment by Level</i>	27
<i>Total Degree-Seeking Headcount Enrollment by School/College</i>	27
<i>Total Degree-Seeking Undergraduate Headcount Enrollment by School/College</i> ..	28
<i>Total Degree-Seeking Graduate Enrollment by School/College</i>	28
Degrees Awarded.....	29
<i>Degrees Awarded by Level and School (Excludes Certificates)</i>	29
<i>Undergraduate Degrees Awarded by Major</i>	30
<i>Graduate Degrees Awarded by Major</i>	31

Faculty & Staff Data.....	33
<i>Full-Time Instructional Faculty by Gender</i>	34
<i>Full-Time Instructional Faculty by Race/Ethnicity</i>	34
<i>Full-Time Staff by Gender</i>	35
<i>Full-Time Staff by Race/Ethnicity.....</i>	35

A Profile of Chapman University

University Officers (2020-2021)

University Presidents

James B. Martin	1863-1875
Benjamin H. Smith	1875-1878
Allen M. Elston	1878-1892
Henry D. McAneney	1892-1912
Arthur C. Braden	1922-1929
Cecil F. Cheverton	1929-1941
George N. Reeves	1942-1956
J.E. Wilkinson (Acting)	1956-1957
John L. Davis	1957-1971
Donald C. Kleckner	1971-1975
Davis Chamberlin (Acting)	1976-1977
G.T. Smith	1977-1988
James L. Doti (Acting)	1988-1989
Allen E. Koenig	1989-1991
James L. Doti	1991-2016
Daniele C. Struppa	2016-present

Administration

Dr. Daniele C. Struppa, President
Dr. Glenn Pfeiffer, Provost and Executive Vice President for Academic Affairs
Mr. Gary Brahm, Chancellor, Brandman University
Mr. Harold W. Hewitt, Jr., Executive Vice President and Chief Operating Officer
Dr. Sheryl A. Bourgeois, Executive Vice President for University Advancement
Ms. Collette Creppell, Vice President of Campus Planning and Design
Mr. Joseph Slowensky, Vice Provost of Institutional Effectiveness and Faculty Affairs
Dr. Nina LeNoir, Vice Provost for Undergraduate Education
Dr. Roxanne Greitz Miller, Vice Provost for Graduate Education
Dr. Thomas Piechota, Vice President for Research
Dr. Jerry Price, Vice President for Student Affairs and Dean of Students
Dr. Lawrence Brown, Vice Provost for Academic Administration
Mr. Michael Pelly, Vice President and Dean for Enrollment Management
Dr. Kevin Ross, Interim Dean of the Leatherby Libraries
Dr. William D. Hall, Dean and Artistic Director of the Musco Center for the Arts
Dr. Gail Stearns, Dean of the Wallace All Faiths Chapel
Mr. Terry Boesel, Director of Athletics
Mr. Brian K. Powell, Vice President and Chief Human Resources Officer
Mr. Behzad Binesh, Vice President of Finance and Controller
Dr. Janine P. DuMontelle, Vice President of Legal Affairs and General Counsel
Ms. Helen Norris, Vice President and Chief Information Officer
Mr. Jamie Ceman, Vice President of Strategic Marketing and Communications

Academic Deans

Dr. Jennifer Keene, Dean, Wilkinson College of Arts, Humanities, and Social Sciences
Dr. Thomas Turk, Dean, George L. Argyros School of Business and Economics

Dr. Lisa Sparks, Dean, School of Communication
Dr. Roxanne Greitz Miller, Interim Dean, College of Educational Studies
Dr. Andrew Lyon, Dean, Fowler School of Engineering
Mr. Stephen Galloway, Dean, Lawrence & Kristina Dodge College of Film and Media Arts
Dr. Janeen Hill, Dean, Crean College of Health and Behavioral Sciences
Dr. Matthew J. Parlow, Dean, Dale E. Fowler School of Law
Dr. Giulio Ongaro, College of Performing Arts
Dr. Ronald P. Jordan, Dean, School of Pharmacy
Dr. Michael Ibba, Dean, Schmid College of Science and Technology

Board of Trustees

Officers

Wylie Aitken, Chair
Joann Leatherby, Vice Chair
Parker Kennedy, Vice Chair
James Mazzo, Vice Chair
Scott Chapman, Secretary
Zelma M. Allred, Assistant Secretary

Members

Rick Afable	Larry Higby
Marilyn Alexander	Mark Hilbert
Lisa Argyros '07	William K. Hood
Donna Ford Attallah '61	Andrew Horowitz
Raj S. Bhathal	Mark Chapin Johnson '05
Gaye Birtcher	Jennifer L. Keller
Ken Bunt '93	Thomas E. Malloy
James P. Burra	Sebastian Paul Musco
Michael J. Carver	Richard Muth (MBA '81)
Phillip H. Case	Harry S. Rinker
Akin Ceylan	James B. Roszak
Irving M. Chase	The Honorable Loretta Sanchez '82
Hazem H. Chehabi	Mohindar S. Sandhu
Jerome W. Cwiertnia	Ronald M. Simon
Zeinab Dabbah (JD '12)	Ronald E. Soderling
Dale E. Fowler '58	The Honorable Gaddi H. Vasquez '09
Emile Haddad	George Wall
Stan Harrelson	Karen R. Wilkinson '69
Gavin S. Herbert, Jr.	David Wilson

Emeritus Chairs

The Honorable George L. Argyros '59	Donald E. Sodaro
Doy B. Henley	

UNIVERSITY PROFILE

Emeritus Trustees

Richard Berteau

Lynn Hirsch Booth

Arlene R. Craig

J. Ben Crowell

Robert A. Elliott

David C. Henley

Roger C. Hobbs

Cecilia Presley

Barry Rodgers

Richard R. Schmid

R. David Threshie

Ex Officio Trustees

Connie Benson '93

Reverend LaTaunya Bynum '76

Sandy Collier

Paul Cook

Aaron Flewellen '04

Reverend Jay Hartley

Reverend Dayna Kinkade

Anne Manassero

Reverend Richie Sanchez

Daniele C. Struppa

Reverend Felix Villanueva

Board of Governors

Officers

Paul A. Cook, Chair

Michael Penn (JD '04), Executive Vice Chair

Rebecca Hall '96, Vice Chair

Robin Follman Otta, Secretary

Members

George Adams, Jr.

Bob Barry

Shari Battle

James E. Blalock (JD '09)

Brenda Carver

Eva Chen

Bradley Comp

Ronn C. Cornelius

Galen Grillo (EMBA '13)

Cooper Hefner '15

Casey Kasprzyk '01

Dustin Kemmerer

Scott A. Kisting

Dennis Kuhl

Jared Mathis

Mark McCardle

Scott Meden

Samuel Mirejovsky (JD '11)

Carrie Nocella '99

John Sanders '70

Bicky Singh

Betty Uribe

Rebecca Wanta '91

James F. Wilson

Ex-Officio Governors

Sheryl A. Bourgeois

Daniele C. Struppa

Governors Emeriti

Marta S. Bhathal
Kathleen A. Bronstein
Judith A. Garfi-Partridge
Gary E. Liebl
Jean H. Macino
Richard D. Marconi
Melinda Masson
Jerrel T. Richards
Douglas e. Willits '72

President's Cabinet

Guy Abramo
Barry Goldfarb
Alex Hayden '95
Gavin S. Herbert
Elim Kay
Steeve Kay
Joe E. Kiani
Johanna Klatten '19
Mike Mussaliem
Jim Peterson
Susan Samuelli
Christine Sisley
Ralph Stern
David Stone
Ken Tokita
Alan L. True
Emily Crean Vogler

Vision Statement

Chapman University will be a student-centered institution, recognized nationally and internationally as a center of academic and personal excellence that prepares our students to contribute to global society.

Mission

The mission of Chapman University is to provide personalized education of distinction that leads to inquiring, ethical, and productive lives as global citizens.

History

Chapman University traces its roots back more than a century and a half to Hesperian College, which opened on the same day that Abraham Lincoln was inaugurated as the sixteenth U.S. president in 1861. Hesperian and several other institutions later merged with California Christian College in Los Angeles. In 1934 the institution was renamed in recognition of its most generous benefactor, C.C. Chapman, successful real estate investor, church leader, politician, and citrus grower. Chapman College moved to the city of Orange in 1954. In September of 1991 the college became Chapman University, further strengthening its commitment to international education and an innovative undergraduate curriculum and graduate programs.

Central Commitments

The mission of Chapman University finds expression through the following central commitments:

- Create stimulating learning environments for a diverse population.
- Recruit and retain an outstanding faculty that cherishes teaching, research, and creative activity as primary professional commitments and that strives to build a creative intellectual community in which the inquiring life is exemplified by a shared commitment among students and faculty to the pursuit of knowledge.
- Offer curricula that integrate liberal arts and professional learning in order to foster independent and critical thinking, effective communication, and an international perspective.
- Create learning, living, and working environments that foster diversity, multiple perspectives, and the free exchange of ideas.
- Affirm our openness to diverse religious, spiritual, political, and ethical traditions.
- Encourage the linkage between a life of learning and service and vital interaction of the University with our wider communities.
- Devote resources in a fiscally responsible manner to support outstanding teaching, scholarship, and learning and develop facilities that enhance the living and learning environments.

Academic Programs

Wilkinson College of Arts, Humanities, and Social Sciences

Department of Art

B.A. in Art History
B.F.A. in Art
B.F.A. in Graphic Design

Department of English and Comparative Literature

B.A. in English
B.F.A. in Creative Writing
Accelerated Undergraduate / M.A. in English
M.A. in English
M.F.A. in Creative Writing
Dual Degree Program: M.A. in English / M.F.A. in Creative Writing

Department of History

B.A. in History
Accelerated Undergraduate / M.A. in English
M.A. in War and Society

International Studies Program

M.A. in International Studies
Accelerated Undergraduate / M.A. in International Studies

Department of World Languages and Cultures

B.A. in French
B.A. in Global Communication and World Languages
B.A. in Spanish

Peace Studies Program

B.A. in Peace Studies

Department of Philosophy

B.A. in Philosophy

Department of Political Science

B.A. in Political Science

Department of Religious Studies

B.A. in Religious Studies

Department of Sociology

B.A. in Sociology

George L. Argyros School of Business and Economics

Certificate in Applied Statistical Analysis
B.A. in Economics

UNIVERSITY PROFILE

B.S. in Accounting
B.S. in Business Administration
Accelerated Undergraduate / M.B.A.
Accelerated Undergraduate / M.S. Accounting
Accelerated Undergraduate / M.S. Behavioral and Computational Econ
Executive M.B.A.
M.B.A. (Full-time)
M.B.A. (Professional)
M.B.A. in Prague
M.S. Accounting
M.S. Behavioral and Computational Economics
M.S. Real Estate
Joint Juris Doctor / M.B.A. (with the Fowler School of Law)
Joint M.B.A. / M.F.A. in Film and Television Producing (with Dodge College)
Joint M.B.A. / M.S. in Food Science (with Schmid College)

School of Communication

B.A. in Communication Studies
B.A. in Global Communication and World Languages
B.A. in Strategic and Corporate Communication
Accelerated Undergraduate / M.S. in Health and Strategic Communication
M.S. in Health and Strategic Communication
Ph.D. in Communication

College of Educational Studies

B.A. in Integrated Educational Studies
Accelerated Undergraduate / M.A. in Curriculum and Instruction
Accelerated Undergraduate / M.A. in Leadership Development
Ed.S. in School Psychology / M.A. in Educational Psychology
M.A. in Counseling
M.A. in Leadership Development
M.A. in Special Education
M.A. in Teaching (Elementary or Secondary)
Ph.D. in Education (Cultural and Curricular Studies, Disability Studies,
Leadership Studies, or School Psychology Emphasis)
Multiple Subject Credential
Multiple Subject Credential with Spanish/English/Bilingual Emphasis Option
Pupil Personnel Services Credential in School Counseling
Pupil Personnel Services Credential in School Psychology
Single Subject Credential
Special Education Preliminary Credential: Mild/Moderate
Special Education Preliminary Credential: Moderate/Severe

Dale E. and Sarah Ann Fowler School of Engineering

- B.S. in Computer Engineering
- B.S. in Computer Science
- B.S. in Data Analytics
- B.S. in Software Engineering

Lawrence and Kristina Dodge College of Film and Media Arts

- B.A. in Film Studies
- B.A. in Public Relations and Advertising
- B.F.A. in Animation and Visual Effects
- B.F.A. in Broadcast Journalism and Documentary
- B.F.A. in Creative Producing
- B.F.A. in Film Production
- B.F.A. in Screen Acting (joint program with the College of Performing Arts)
- B.F.A. in Screenwriting
- B.F.A. in Television Writing and Production
- Accelerated Undergraduate / M.A. Film Studies Program
- M.A. in Film Studies
- M.F.A. in Documentary Filmmaking
- M.F.A. in Film and Television Producing
- M.F.A. in Film Production
- M.F.A. in Production Design
- M.F.A. in Screenwriting
- M.F.A. in Television Writing and Producing
- M.B.A. / M.F.A. in Film and Television Producing (with the Argyros School)
- Juris Doctor / M.F.A. in Film and Television Producing (with the School of Law)

Crean College of Health and Behavioral Sciences

- B.A. in Psychology
- B.S. in Applied Human Physiology
- B.S. in Health Sciences
- Pre-Health Post-Baccalaureate Program
- Accelerated B.S. in Health Sciences to M.S. in Health and Strategic Comm
- Doctor of Physical Therapy (DPT)
- Transitional Doctor of Physical Therapy (tDPT)
- M.A. in Marriage and Family Therapy
- M.M.S. in Physician Assistant Studies
- M.S. in Communication Sciences and Disorders
- Speech Language Pathology Services Credential

UNIVERSITY PROFILE

Dale E. Fowler School of Law

Juris Doctor
Juris Doctor / M.B.A. (with the Argyros School)
Juris Doctor / M.F.A. in Film and Television Producing (with Dodge College)
LL.M. (General)
LL.M. in Taxation

College of Performing Arts

Department of Dance

B.A. in Dance
B.F.A. in Dance Performance

Hall-Musco Conservatory of Music

B.A. in Music
B.M. in Composition
B.M. in Performance
B.M. (Pre-Certification, Music Education)
M.M. in Keyboard Collaborative Arts

Department of Theatre

B.A. in Theatre
B.F.A. in Screen Acting (joint program with Dodge College)
B.F.A. in Theatre Performance

School of Pharmacy

Pharmacy Freshman Early Assurance Program (FEAP)
Accelerated B.S. / M.S. in Pharmaceutical Sciences
M.S. in Patient Safety
M.S. in Pharmaceutical Sciences
M.S. in Regulatory Affairs
Doctor of Pharmacy (Pharm.D.)
Ph.D. in Pharmaceutical Sciences

Schmid College of Science and Technology

B.S. in Biochemistry and Molecular Biology
B.S. in Biological Sciences
B.S. in Chemistry
B.S. in Environmental Science and Policy
B.S. in Mathematics
B.S. in Physics

Chapman/UC Irvine Joint Degree Program in Engineering

Accelerated Undergraduate / M.S. in Behavioral and Computational Economics
Accelerated Undergraduate / M.S. in Computational and Data Sciences

Accelerated Undergraduate / M.S. in Food Science

M.S. in Computational and Data Sciences

M.S. in Food Science

Ph.D. in Computational and Data Sciences

Joint M.B.A. / M.S. in Food Science (with the Argyros School)

Accreditation

Regional Accrediting Body

Chapman University is accredited by the Western Association of Schools and Colleges (WASC), Accrediting Commission for Senior Colleges and Universities.

Professionally-Accredited Programs

The programs of the George L. Argyros School of Business and Economics are accredited by The Association to Advance Collegiate Schools of Business (**AACSB**).

The programs of the School of Pharmacy are accredited by the Accreditation Council for Pharmacy Education (**ACPE**).

The Physicians Assistant program is accredited by the Accreditation Review Commission on Education for the Physician Assistant (**ARCEPA**).

The teacher training and credential programs of the College of Educational Studies are approved by the California Commission on Teacher Credentialing (**CTC**) and the Council for the Accreditation of Education Preparation (**CAEP**).

The School Psychology program is accredited by the National Association of School Psychologists (**NASP**) and the International School Psychology Association (**ISPA**).

The Communication Sciences and Disorders program is accredited by the Council on Academic Accreditation in Audiology Speech-Language Pathology of the American Speech-Language-Hearing Association (**ASHA**) and approved by the California Commission on Teacher Credentialing (**CTC**).

The programs of the School of Law are accredited by the American Bar Association (**ABA**).

The Doctor of Physical Therapy program is accredited by the Commission on Accreditation in Physical Therapy Education (**CAPTE**).

The Marriage and Family Therapy Program is accredited by the Commission on Accreditation for Marriage and Family Therapy (**COAMFTE**).

The programs of the Department of Chemistry are accredited by the American Society for Biochemistry and Molecular Biology (**ASBMB**).

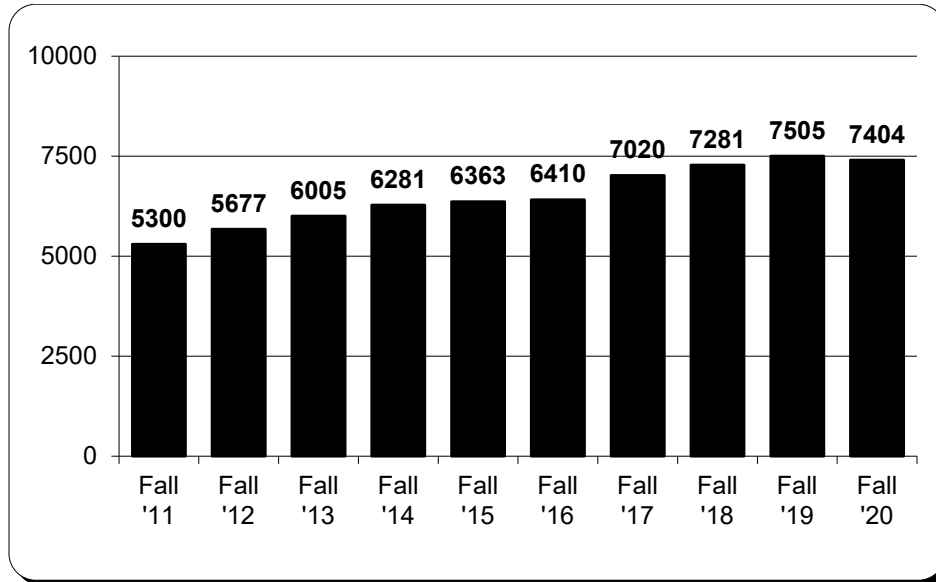
The programs of the Hall-Musco Conservatory of Music are accredited by the National Association of Schools of Music (**NASM**).

The programs of the Department of Dance are accredited by the National Association of Schools of Dance (**NASD**).

The programs of the Department of Theatre are accredited by the National Association of Schools of Theatre (**NAST**).

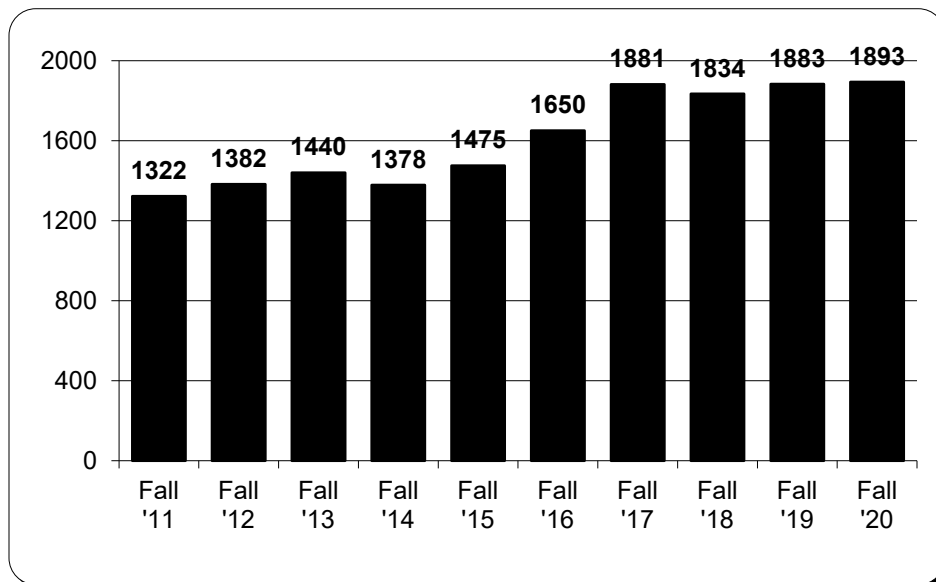
Trends And Growth

Undergraduate Headcount Enrollment



Source: Institutional Research and Decision Support (IRADS)

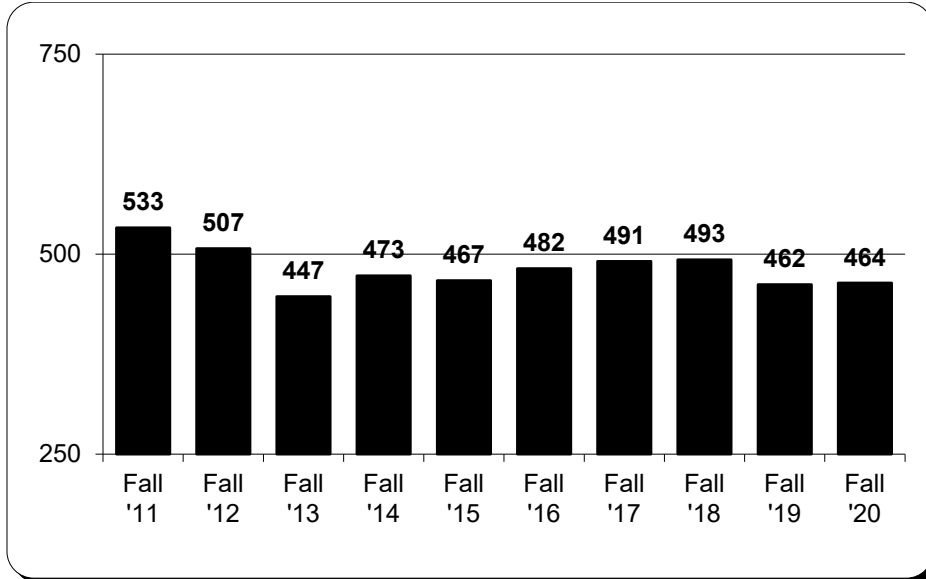
Graduate Headcount Enrollment (Excludes Juris Doctor)



Source: Institutional Research and Decision Support (IRADS)

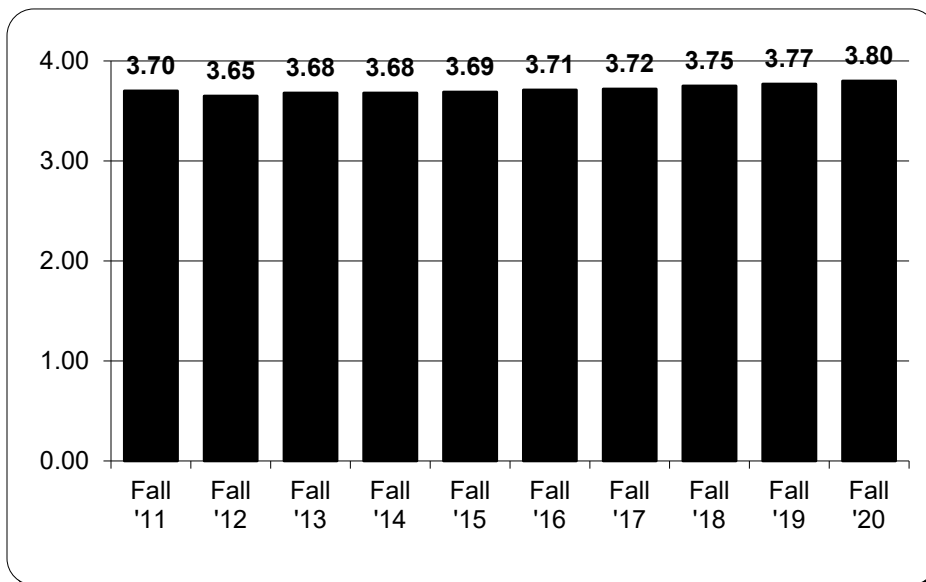
TRENDS & GROWTH

Juris Doctor Headcount Enrollment



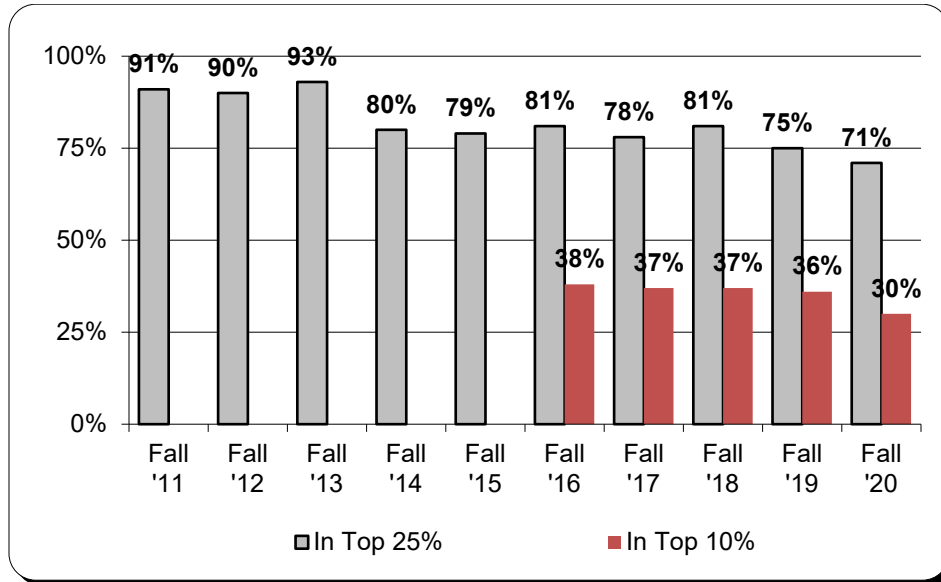
Source: As reported to IPEDS, Fall Enrollment Survey.

Average High School GPA of New First Year Students



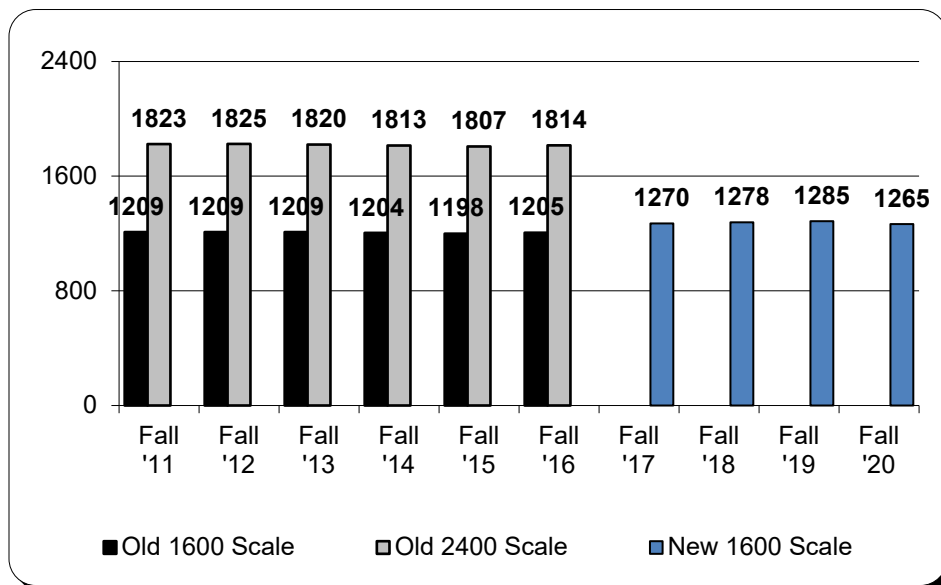
Source: Institutional Research and Decision Support (IRADS)

Percent of New First Years in Top 25% and 10% of Their HS Graduating Class



Source: Institutional Research and Decision Support (IRADS)
 Note: More complete data became available beginning Fall '14.

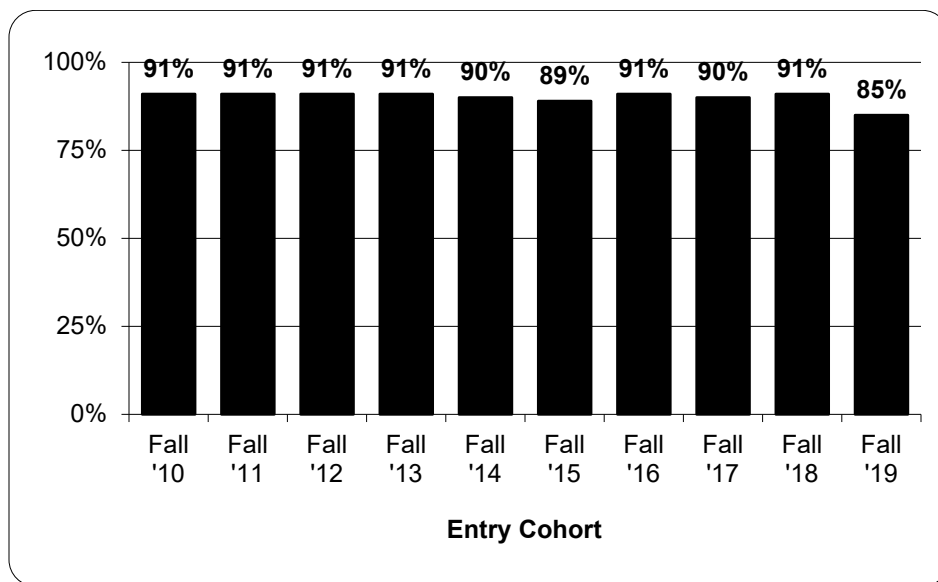
Average SAT Score of New First Years



Source: Institutional Research and Decision Support (IRADS)

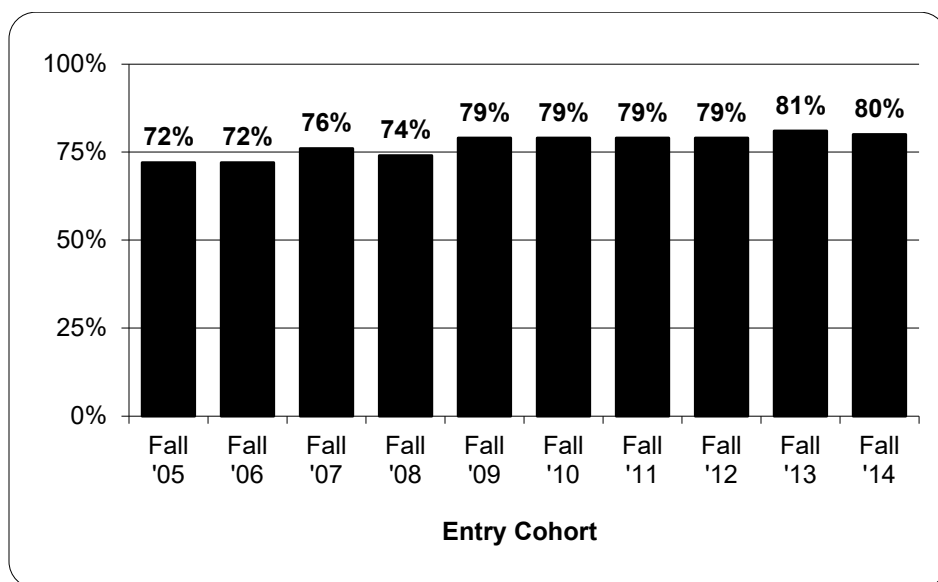
TRENDS & GROWTH

Fall-to-Fall Retention Rate of First-time First Years



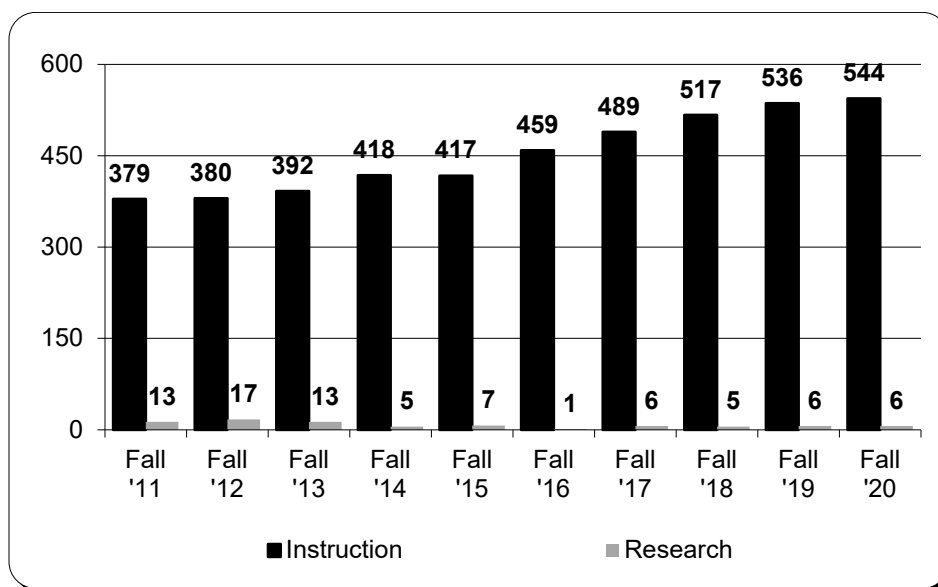
Source: As reported to IPEDS, Fall Enrollment Survey

Six-Year Graduation Rate of First-time First Years



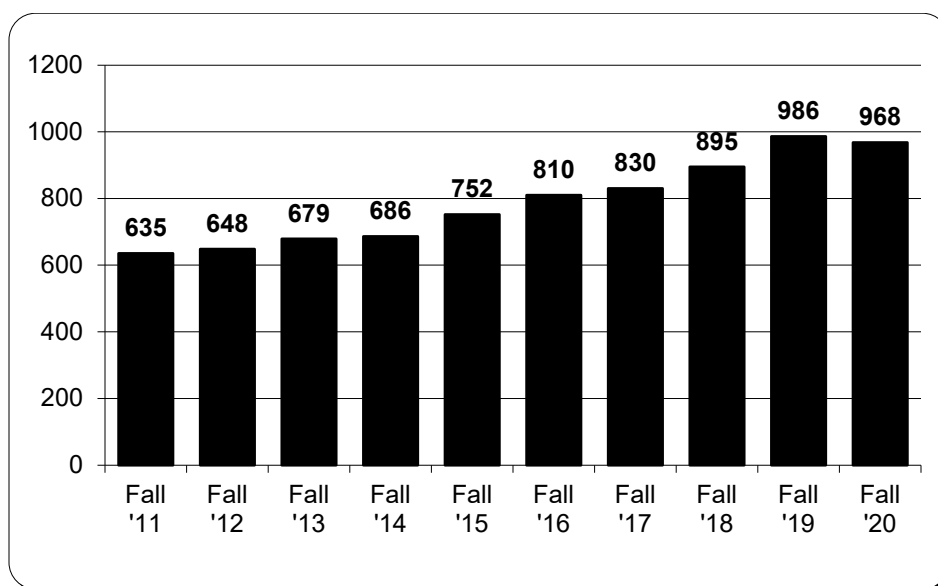
Source: As reported to IPEDS, Graduation Rate Survey

Full-Time Faculty Headcount



Source: Office of the Provost

Full-Time Staff Headcount



Source: As reported to IPEDS, Human Resources Survey.

Student Data

FIRST YEAR PROFILE

Applicants, Admissions, and Enrollees (Domestic & International)

	FALL 2020 FIRST YEAR CLASS		
	Men	Women	Total
Applicants	5440	8812	14,252
Admissions	3106	5197	8303
Enrollees	613	973	1586

Source: Institutional Research and Decision Support (IRADS)

Mean SAT and ACT Scores and GPA of Entering Freshmen

	FALL 2020 FIRST YEAR CLASS		
	Men	Women	Overall
SAT Evidence-Based Reading and Writing	636	632	634
SAT Math	649	619	631
% Submitting SAT scores	69	67	68
ACT English	28.3	29.5	29.1
ACT Math	26.8	25.7	26.1
ACT Composite	27.6	27.7	27.7
% submitting ACT scores	39	44	42
High School GPA	3.72	3.86	3.80

Source: Institutional Research and Decision Support (IRADS)

ENROLLMENT

Total Headcount Enrollment by Gender and Level

	FALL 2020			
	Undergrad	Graduate	Total	% of Total
Men	2944	913	3857	39.5%
Women	4452	1442	5894	60.4%
Nonbinary/Unknown	8	2	10	0.1%
Total	7404	2357	9761	

Source: As reported to IPEDS, Fall Enrollment Survey (census Fall 2020).

Note: "Graduate" includes Doctor of Physical Therapy, LL.M., and Ph.D. students.

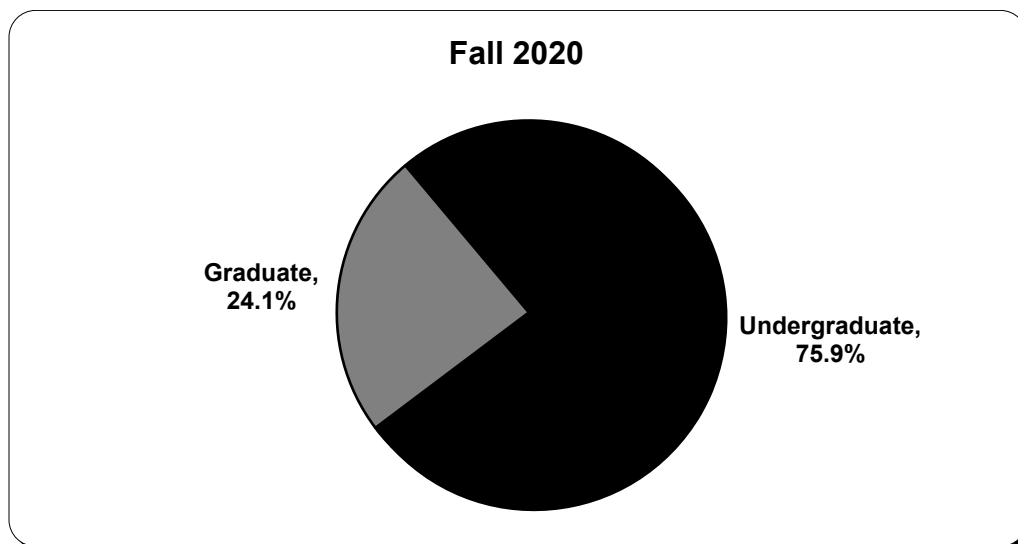
Total Headcount Enrollment by Race/Ethnicity and Level

	FALL 2020			
	Undergrad	Graduate	Total	% of Total
Nonresident Alien	230	217	447	4.6%
Hispanic/Latino	1232	470	1702	17.4%
American Indian/Alaska Native	8	2	10	0.1%
Asian	1051	543	1594	16.3%
Black/African American	133	66	199	2.0%
Hawaiian/Pacific Islander	24	3	27	0.3%
White	3735	857	4592	47.0%
Two or More Races	583	137	720	7.4%
Race/Ethnicity unknown	408	62	470	4.8%
Total	7404	2357	9761	

Source: As reported to IPEDS, Fall Enrollment Survey (census Fall 2020).


Note: "Graduate" includes Doctor of Physical Therapy, LL.M., and Ph.D. students.

Percent of Total Headcount Enrollment by Level



Source: As reported to IPEDS, Fall Enrollment Survey (census Fall 2020).
 * "Graduate" includes Doctor of Physical Therapy, LL.M., and Ph.D. students


Total Degree-Seeking Headcount Enrollment by School/College



Source: Institutional Research and Decision Support (IRADS) (census Fall 2020).

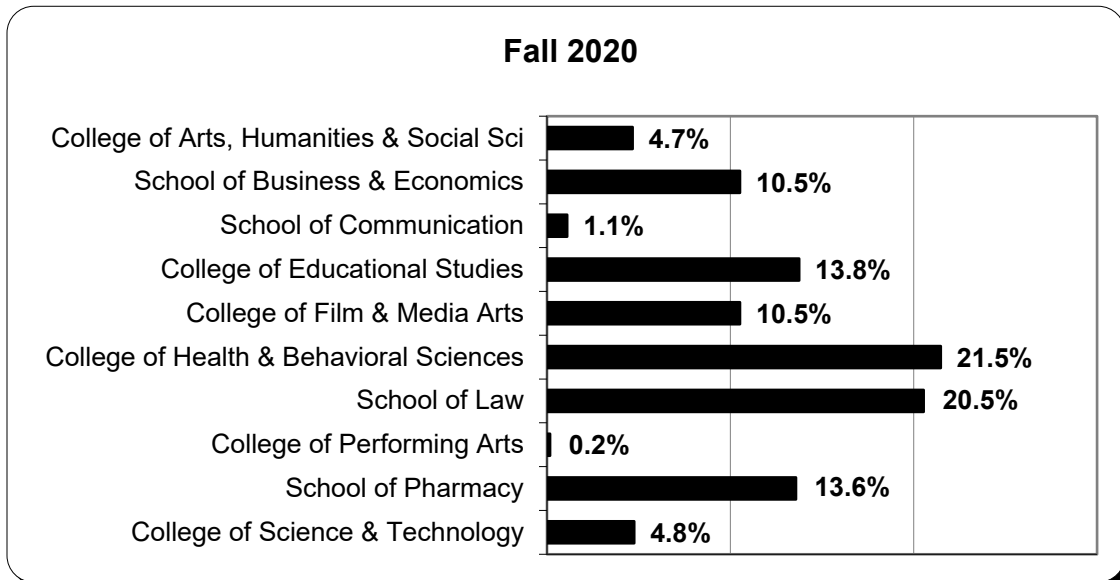
ENROLLMENT

Total Degree-Seeking Undergraduate Headcount Enrollment by School/College



Source: Institutional Research and Decision Support (IRADS) (census Fall 2020).

Total Degree-Seeking Graduate Enrollment by School/College



Source: Institutional Research and Decision Support (IRADS) (census Fall 2020).

Note: Table includes all masters- and doctoral-level students.

DEGREES AWARDED

Degrees Awarded by Level and School (Excludes Certificates)

2020-2021 Academic Year			
School/College	Undergrad	Graduate	Total
College of Arts, Humanities, and Social Sciences	261	60	321
School of Communication	231	6	237
School of Business & Economics	552	100	652
College of Educational Studies	60	175	235
School of Engineering	74	0	74
College of Film & Media Arts	264	96	360
College of Health and Behavioral Sciences	249	196	445
School of Law	0	160	160
College of Performing Arts	98	1	99
School of Pharmacy	0	109	109
College of Science and Technology	109	37	146
Total Unique Headcount	1823	940	2763

Source: Institutional Research and Decision Support (IRADS)

Note: In cases in which a student completed majors in multiple schools, the degree is counted in both. The sum of colleges may be greater than the unique count of degrees.

DEGREES AWARDED

Undergraduate Degrees Awarded by Major

2020-2021 Academic Year	
Major	Count
Accounting	34
Animation and Visual Effects	3
Anthropology	4
Applied Human Physiology	8
Art	5
Art History	3
Aud/Vid Design for Live Ent.	1
Biochemistry & Molecular Biol.	28
Biological Sciences	46
Broadcast Journ. & Documentary	27
Business Administration	471
Cert. in Applied Stat. Analysis	30
Chemistry	6
Cognitive Science	1
Communication Studies	95
Composition	2
Computer Science	45
Creative Producing	21
Creative Technology	1
Creative Writing	33
Cultural Anthropology	1
Dance	14
Dance Performance	11
Data Analytics	23
Digital Arts	19
Economics	64
English	20
Entrepreneurial Journalism	1
Environmental Science & Policy	15
Film Production	38
Film Studies	10
French	6
Global Comm. & World Langs.	6

2020-2021 Academic Year	
Major	Count
Graphic Design	24
Health Sciences	104
History	16
Humanomics	1
Integrated Educational Studies	59
Italian Studies	2
Japanese Studies	3
Kinesiology	17
Latinx and Latin Amer. Studies	1
Liberal Studies Teacher Prep.	1
Mathematics	6
Music	6
Music Education	6
Music Performance	27
News and Documentary	3
Peace Studies	15
Philosophy	16
Physics	9
Policy and Social Studies	1
Political Science	69
Psychology	117
Psychology of Int'l Relations	1
Public Relations/Advertising	54
Religious Studies	2
Screen Acting	14
Screenwriting	47
Sociology	41
Software Engineering	7
Spanish	14
Strategic & Corporate Comm.	140
Television Writing & Production	42
Theatre	10
Theatre Performance	16

Source: Institutional Research and Decision Support (IRADS)

DEGREES AWARDED

Graduate Degrees Awarded by Major

2020-2021 Academic Year	
Degree Program	Graduates
Accounting	14
Behavioral & Computational Economics	3
Business Administration (MBA)	67
Communication Sciences & Disorders	46
Computational & Data Sciences (MS)	10
Computational & Data Sciences (Ph.D.)	7
Computational Sciences (Ph.D.)	2
Counseling (School)	16
Creative Writing	25
Curriculum & Instruction	15
Doctor of Pharmacy (PharmD)	98
Doctor of Physical Therapy (DPT)	82
Documentary Filmmaking	4
Education (Ph.D.)	20
Educational Psychology (Ed.S.)	16
English	23
Executive MBA	16
Film & Television Producing	8
Film Production	41
Film Studies	10
Food Science	18
Health and Strategic Communication	6
International Studies	6
Keyboard Collaborative Arts	1
Leadership Development	28
Marriage and Family Therapy	18
Pharmaceutical Sciences (MS)	4
Pharmaceutical Science (PhD)	7
Physician Assistant Studies	50
Production Design	5
School Psychology	17
Screenwriting	17
Special Education	23
Teaching	40
Television Writing and Producing	11
War and Society	6
Juris Doctor	145
LL.M. in General Law	15

Source: Institutional Research and Decision Support (IRADS)

DEGREES AWARDED

Faculty & Staff Data

FACULTY & STAFF DATA

Full-Time Instructional Faculty by Gender

FALL 2020		
Gender	N	% of Total
Men	306	56%
Women	238	44%
Total	544	

Source: As reported to IPEDS, Human Resources Survey.

Full-Time Instructional Faculty by Race/Ethnicity

FALL 2020		
Race/Ethnicity	N	% of Total
Nonresident Alien	21	4%
Hispanic/Latino	23	4%
American Indian/Alaska Native	0	0%
Asian	53	10%
Black/African American	13	2%
Hawaiian/Pacific Islander	1	<1%
White	326	60%
Two or More Races	7	1%
Race/Ethnicity unknown	100	18%
Total	544	

Source: As reported to IPEDS, Human Resources Survey.

Full-Time Staff by Gender

FALL 2020		
Gender	N	% of Total
Men	403	42%
Women	565	58%
Total	968	

Full-Time Staff by Race/Ethnicity

FALL 2020		
Race/Ethnicity	N	% of Total
Nonresident Alien	22	2%
Hispanic/Latino	164	17%
American Indian/Alaska Native	2	<1%
Asian	91	9%
Black/African American	29	3%
Hawaiian/Pacific Islander	11	1%
White	453	47%
Two or More Races	26	3%
Race/Ethnicity unknown	170	18%
Total	968	

Source: As reported to IPEDS, Human Resources Survey.