



Chapman University

Fact Book

2022 – 2023

All Inquiries Should Be Directed To:

Institutional Research and Decision Support (IRADS)
One University Dr.
Orange, CA 92866

<http://www.chapman.edu/irads>

Table of Contents

University Profile	5
University Officers.....	6
Board of Trustees.....	7
Board of Governors.....	8
President’s Cabinet	9
Vision Statement.....	10
Mission.....	10
Central Commitments	10
Academic Programs	11
Accreditation.....	15
Trends and Growth	17
Undergraduate Headcount Enrollment	18
Graduate Headcount Enrollment (Excludes Juris Doctor).....	18
Juris Doctor Headcount Enrollment.....	19
Average High School GPA of New First Year Students	19
Percent of New First Years in Top 25% and 10% of Their HS Graduating Class	20
Average SAT Score of New First Years.....	20
Fall-to-Fall Retention Rate of First-time First Years.....	21
Six-Year Graduation Rate of First-time First Years.....	21
Full-Time Faculty Headcount	22
Full-Time Staff Headcount	22
Student Data	23
New Freshman Profile	24
<i>Applicants, Admissions, and Enrollees (Domestic & International)</i>	24
<i>Mean SAT and ACT Scores and GPA of Entering Freshmen</i>	24
Enrollment.....	25
<i>Total Headcount Enrollment by Gender and Level</i>	25
<i>Total Headcount Enrollment by Race/Ethnicity and Level</i>	25
<i>Percent of Total Headcount Enrollment by Level</i>	26
<i>Total Degree-Seeking Headcount Enrollment by School/College</i>	26
<i>Total Degree-Seeking Undergraduate Headcount Enrollment by School/College</i> ..	27
<i>Total Degree-Seeking Graduate Enrollment by School/College</i>	27
Degrees Awarded.....	28
<i>Degrees Awarded by Level and School (Excluding Certificates)</i>	28
<i>Undergraduate Degrees Awarded by Major</i>	29
<i>Graduate Degrees Awarded by Major</i>	30
Faculty & Staff Data	31
<i>Full-Time Instructional Faculty by Gender</i>	32
<i>Full-Time Instructional Faculty by Race/Ethnicity</i>	32
<i>Full-Time Staff by Gender</i>	33
<i>Full-Time Staff by Race/Ethnicity</i>	33

A Profile of Chapman University

University Officers

University Presidents

James B. Martin	1863-1875
Benjamin H. Smith	1875-1878
Allen M. Elston	1878-1892
Henry D. McAneney	1892-1912
Arthur C. Braden	1922-1929
Cecil F. Cheverton	1929-1941
George N. Reeves	1942-1956
J.E. Wilkinson (Acting)	1956-1957
John L. Davis	1957-1971
Donald C. Kleckner	1971-1975
Davis Chamberlin (Acting)	1976-1977
G.T. Smith	1977-1988
James L. Doti (Acting)	1988-1989
Allen E. Koenig	1989-1991
James L. Doti	1991-2016
Daniele C. Struppa	2016-present

Administration

Dr. Daniele C. Struppa, President
Dr. Norma Bouchard, Executive Vice President, Provost, and Chief Academic Officer
Mr. Harold W. Hewitt, Jr., Executive Vice President and Chief Operating Officer
Dr. Matthew Parlow, Executive Vice President for University Advancement
Ms. Helen Norris, Vice President and Chief Information Officer
Dr. Reginald Chhen Stewart, Vice President of Diversity, Equity and Inclusion
Ms. Collette Creppell, Vice President of Campus Planning and Design
Mr. Joseph Slowensky, Vice Provost of Institutional Effectiveness and Faculty Affairs
Dr. Nina LeNoir, Vice Provost for Undergraduate Education
Dr. Jason Keller, Vice Provost for Graduate Education
Dr. Janeen Hill, Interim Vice President for Research
Dr. Jerry Price, Vice President for Student Affairs and Dean of Students
Dr. Raymond Sfeir, Vice Provost for Operations and Finance
Mr. Michael Pelly, Vice President and Dean for Enrollment Management
Dr. Kevin Ross, Dean of the Leatherby Libraries
Dr. Gail Stearns, Dean of the Wallace All Faiths Chapel
Mr. Terry Boesel, Director of Athletics
Mr. Brian K. Powell, Vice President and Chief Human Resources Officer
Mr. Brian Thomason, Vice President of Finance and Controller
Dr. Janine P. DuMontelle, Vice President of Legal Affairs and General Counsel
Mr. Jamie Ceman, Vice President of Strategic Marketing and Communications

Academic Deans

Dr. Jennifer Keene, Dean, Wilkinson College of Arts, Humanities, and Social Sciences
Dr. Henrik Cronqvist, Dean, George L. Argyros School of Business and Economics

Dr. M. Andrew Mosier, Interim Dean, School of Communication
Dr. Roxanne Greitz Miller, Dean, College of Educational Studies
Dr. Andrew Lyon, Dean, Fowler School of Engineering
Mr. Stephen Galloway, Dean, Lawrence & Kristina Dodge College of Film and Media Arts
Dr. Janeen Hill, Dean, Crean College of Health and Behavioral Sciences
Dr. Marissa Cianciarulo, Interim Dean, Dale E. Fowler School of Law
Dr. Giulio Ongaro, Dean, College of Performing Arts
Dr. Ronald P. Jordan, Dean, School of Pharmacy
Dr. Michael Ibba, Dean, Schmid College of Science and Technology

Board of Trustees

Officers

Parker Kennedy, Chair
James Mazzo, Vice Chair
Scott Chapman, Secretary

Members

Marilyn Alexander	Andrew Horowitz
Lisa Argyros '07	Mark Chapin Johnson '05
Raj S. Bhathal	Jennifer L. Keller
Gaye Birtcher	Cheryl Lentz
Ken Bunt '93	Melinda Masson
James P. Burra	Maronya Moultrie
Phillip H. Case	Richard Muth (MBA '81)
Akin Ceylan '90	James B. Roszak
Irving M. Chase	The Honorable Loretta Sanchez '82
Jerome W. Cwiertnia	Mohindar S. Sandhu
Zeinab Dabbah (JD '12)	Ronald M. Simon
Dale E. Fowler '58	Tim Vanderhook
Jane Fujishige Yada	The Honorable Gaddi H. Vasquez '09
Emile Haddad	Annette Walker
Gavin S. Herbert, Jr.	George Wall
Mark Hilbert	Nella Webster-O'Grady
William K. Hood	Karen R. Wilkinson '69

Emeritus Chairs

Wylie A. Aitken	Doy B. Henley
The Honorable George L. Argyros '59	Donald E. Sodaro

Emeritus Trustees

Zelma M. Allred
Donna Ford Attallah '61
Richard Berteau
Lynn Hirsch Booth
Arlene R. Craig
Robert A. Elliott
David C. Henley

Roger C. Hobbs
Joann Leatherby
Cecilia Presley
Barry Rodgers
Richard R. Schmid
R. David Threshie

Ex Officio Trustees

Laura Barata
Reverend LaTaunya Bynum '76
Paul Cook
Aaron Flewellen '04
Raphie Giron '14

Reverend Jay Hartley
Reverend Dayna Kinkade
Paula McCance
Reverend Richie Sanchez
Daniele C. Struppa

Board of Governors

Officers

Paul A. Cook, Chair
Michael Penn (JD '04), Executive Vice Chair
Rebecca Hall '96, Vice Chair
Robin Follman Otta, Secretary

Members

George Adams, Jr.
Bridgett Baril
Bob Barry
Shari Battle
James E. Blalock (JD '09)
Bradley Comp
Galen Grillo (EMBA '13)
Cooper Hefner '15
Mark Hoover
Lauren Johnson '99
Samuel Johnson
Patty Juarez
Casey Kasprzyk '01
Dustin Kemmerer

Scott A. Kisting
Dennis Kuhl
Jared Mathis
Scott Meden
Samuel Mirejovsky (JD '11)
Carrie Nocella '99
Katie Rodin '01
John Sanders '70
Bicky Singh
Betty Uribe
Kelly Vlahakis-Hanks (MBA '16)
James F. Wilson
Paula Yakubik '94

Ex-Officio Governors

Matthew Parlow
Daniele C. Struppa

Emeritus Governors

Marta S. Bhathal
Kathleen A. Bronstein
Gary E. Liebl
Jean H. Macino
Richard D. Marconi
Melinda Masson
Jerrel T. Richards
Douglas E. Willits '72

President's Cabinet

Guy Abramo
Bart Asner
Rashanta Bledman '05
Sheryl Bourgeois
Barry Goldfarb
Alex Hayden '95
Gavin S. Herbert
Elim Kay
Steeve Kay
Joe E. Kiani
Mike Mussallem
Jim Peterson
Susan Samuelli
Christine Sisley
Ralph Stern
David Stone
Ken Tokita
Alan L. True
David Wilson

Vision Statement

Chapman University will be a student-centered institution, recognized nationally and internationally as a center of academic and personal excellence that prepares our students to contribute to global society.

Mission

The mission of Chapman University is to provide personalized education of distinction that leads to inquiring, ethical, and productive lives as global citizens.

Central Commitments

The mission of Chapman University finds expression through the following central commitments:

- Create stimulating learning environments for a diverse population.
- Recruit and retain an outstanding faculty that cherishes teaching, research, and creative activity as primary professional commitments and that strives to build a creative intellectual community in which the inquiring life is exemplified by a shared commitment among students and faculty to the pursuit of knowledge.
- Offer curricula that integrate liberal arts and professional learning in order to foster independent and critical thinking, effective communication, and an international perspective.
- Create learning, living, and working environments that foster diversity, multiple perspectives, and the free exchange of ideas.
- Affirm our openness to diverse religious, spiritual, political, and ethical traditions.
- Encourage the linkage between a life of learning and service and vital interaction of the University with our wider communities.
- Devote resources in a fiscally responsible manner to support outstanding teaching, scholarship, and learning and develop facilities that enhance the living and learning environments.

Academic Programs

Wilkinson College of Arts, Humanities, and Social Sciences

Department of Art

B.A. in Art History
B.F.A. in Art
B.F.A. in Graphic Design

Department of English and Comparative Literature

B.A. in English
B.F.A. in Creative Writing
Accelerated Undergraduate / M.A. in English
M.A. in English
M.F.A. in Creative Writing
Dual Degree Program: M.A. in English / M.F.A. in Creative Writing

Department of History

B.A. in History
Accelerated Undergraduate / M.A. in War, Diplomacy, and Society
M.A. in War, Diplomacy, and Society

International Studies Program

M.A. in International Studies
Accelerated Undergraduate / M.A. in International Studies

Peace Studies Program

B.A. in Peace Studies

Department of Political Science

B.A. in Political Science

Department of Religious Studies

B.A. in Religious Studies

Department of Sociology

B.A. in Sociology

Department of World Languages and Cultures

B.A. in French
B.A. in Global Communication and World Languages
B.A. in Spanish

George L. Argyros School of Business and Economics

Certificate in Applied Statistical Analysis
B.A. in Economics
B.S. in Accounting
B.S. in Business Administration

UNIVERSITY PROFILE

Accelerated Undergraduate / M.B.A.
Accelerated Undergraduate / M.S. Accounting
Accelerated Undergraduate / M.S. Behavioral and Computational Economics
Executive M.B.A.
M.B.A. (Full-time)
M.B.A. (Professional)
M.B.A. in Prague
M.S. Accounting
M.S. Behavioral and Computational Economics
M.S. Real Estate
Joint Juris Doctor / M.B.A. (with the Fowler School of Law)
Joint M.B.A. / M.F.A. in Film and Television Producing (with Dodge College)
Joint M.B.A. / M.S. in Food Science (with Schmid College)

School of Communication

B.A. in Communication Studies
B.A. in Global Communication and World Languages
B.A. in Strategic and Corporate Communication
Accelerated Undergraduate / M.S. in Health and Strategic Communication
M.S. in Health and Strategic Communication
Ph.D. in Communication

College of Educational Studies

B.A. in Integrated Educational Studies
Accelerated Undergraduate / M.A. in Curriculum and Instruction
Accelerated Undergraduate / M.A. in Leadership Development
Accelerated Undergraduate / M.A. in Special Education
Accelerated Undergraduate / M.A. in Teaching
Ed.S. in School Psychology / M.A. in Educational Psychology
M.A. in Counseling
M.A. in Leadership Development
M.A. in Special Education
M.A. in Teaching (Elementary, Secondary, or Music Education)
Ph.D. in Education (Cultural and Curricular Studies, Disability Studies,
Leadership Studies, School Psychology, or Teacher Education Emphasis)
Multiple Subject Credential
Pupil Personnel Services Credential in School Counseling
Pupil Personnel Services Credential in School Psychology
Single Subject Credential
Special Education Preliminary Credential: Mild/Moderate
Special Education Preliminary Credential: Extensive Support Needs

Dale E. and Sarah Ann Fowler School of Engineering

- B.S. in Computer Engineering
- B.S. in Computer Science
- B.S. in Data Science
- B.S. in Electrical Engineering
- B.S. in Software Engineering

Lawrence and Kristina Dodge College of Film and Media Arts

- B.A. in Film and Media Studies
- B.A. in Public Relations, Advertising, and Entertainment Marketing
- B.F.A. in Animation and Visual Effects
- B.F.A. in Broadcast Journalism and Documentary
- B.F.A. in Creative Producing
- B.F.A. in Film and Television Production
- B.F.A. in Screen Acting (joint program with the College of Performing Arts)
- B.F.A. in Writing for Film and Television
- Accelerated Undergraduate / M.A. Film and Media Studies Program
- M.A. in Film and Media Studies
- M.F.A. in Film and Television Producing
- M.F.A. in Film Production
- M.F.A. in Production Design
- M.F.A. in Screenwriting
- M.F.A. in Television Writing and Producing
- M.B.A. / M.F.A. in Film and Television Producing (with the Argyros School)
- Juris Doctor / M.F.A. in Film and Television Producing (with the School of Law)

Crean College of Health and Behavioral Sciences

- B.A. in Psychology
- B.S. in Applied Human Physiology
- B.S. in Health Sciences
- Doctor of Physical Therapy (DPT)
- Transitional Doctor of Physical Therapy (tDPT)
- M.A. in Marriage and Family Therapy
- M.M.S. in Physician Assistant Studies
- M.S. in Communication Sciences and Disorders
- Speech Language Pathology Services Credential

Dale E. Fowler School of Law

- Juris Doctor
- Juris Doctor / M.B.A. (with the Argyros School)
- Juris Doctor / M.F.A. in Film and Television Producing (with Dodge College)

College of Performing Arts

Department of Dance

B.A. in Dance
B.F.A. in Dance Performance

Hall-Musco Conservatory of Music

B.A. in Music
B.M. in Composition
B.M. in Performance
B.M. (Pre-Certification, Music Education)
M.M. in Keyboard Collaborative Arts

Department of Theatre

B.A. in Theatre
B.F.A. in Screen Acting (joint program with Dodge College)
B.F.A. in Theatre Performance

School of Pharmacy

Pre-Pharmacy Freshman Early Assurance Program (FEAP)
Accelerated B.S. / M.S. in Pharmaceutical Sciences
M.S. in Patient Safety
M.S. in Pharmaceutical Sciences
M.S. in Regulatory Affairs
Doctor of Pharmacy (Pharm.D.)
Ph.D. in Pharmaceutical Sciences

Schmid College of Science and Technology

B.A. in Philosophy
B.S. in Biochemistry and Molecular Biology
B.S. in Biological Sciences
B.S. in Chemistry
B.S. in Environmental Science and Policy
B.S. in Mathematics
B.S. in Physics

Chapman/UC Irvine Joint Degree Program in Engineering

Accelerated Undergraduate / M.S. in Computational and Data Sciences
Accelerated Undergraduate / M.S. in Food Science

M.S. in Computational and Data Sciences
M.S. in Food Science
Ph.D. in Computational and Data Sciences

Joint M.B.A. / M.S. in Food Science (with the Argyros School)

Accreditation

Regional Accrediting Body

Chapman University is accredited by the Western Association of Schools and Colleges, Accrediting Commission for Senior College and University Commission (WSCUC).

Professionally-Accredited Programs

The programs of the George L. Argyros School of Business and Economics are accredited by The Association to Advance Collegiate Schools of Business (**AACSB**).

The programs of the School of Pharmacy are accredited by the Accreditation Council for Pharmacy Education (**ACPE**).

The Physicians Assistant program is accredited by the Accreditation Review Commission on Education for the Physician Assistant (**ARCEPA**).

The teacher training and credential programs of the College of Educational Studies are approved by the California Commission on Teacher Credentialing (**CTC**) and the Council for the Accreditation of Education Preparation (**CAEP**).

The School Psychology program is accredited by the National Association of School Psychologists (**NASP**) and the International School Psychology Association (**ISPA**).

The Communication Sciences and Disorders program is accredited by the Council on Academic Accreditation in Audiology Speech-Language Pathology of the American Speech-Language-Hearing Association (**ASHA**) and approved by the California Commission on Teacher Credentialing (**CTC**).

The programs of the School of Law are accredited by the American Bar Association (**ABA**).

The Doctor of Physical Therapy program is accredited by the Commission on Accreditation in Physical Therapy Education (**CAPTE**).

UNIVERSITY PROFILE

The Marriage and Family Therapy Program is accredited by the Commission on Accreditation for Marriage and Family Therapy (**COAMFTE**).

The programs of the Department of Chemistry are accredited by the American Chemical Society (**ACS**) and the American Society for Biochemistry and Molecular Biology (**ASBMB**).

The programs of the Hall-Musco Conservatory of Music are accredited by the National Association of Schools of Music (**NASM**).

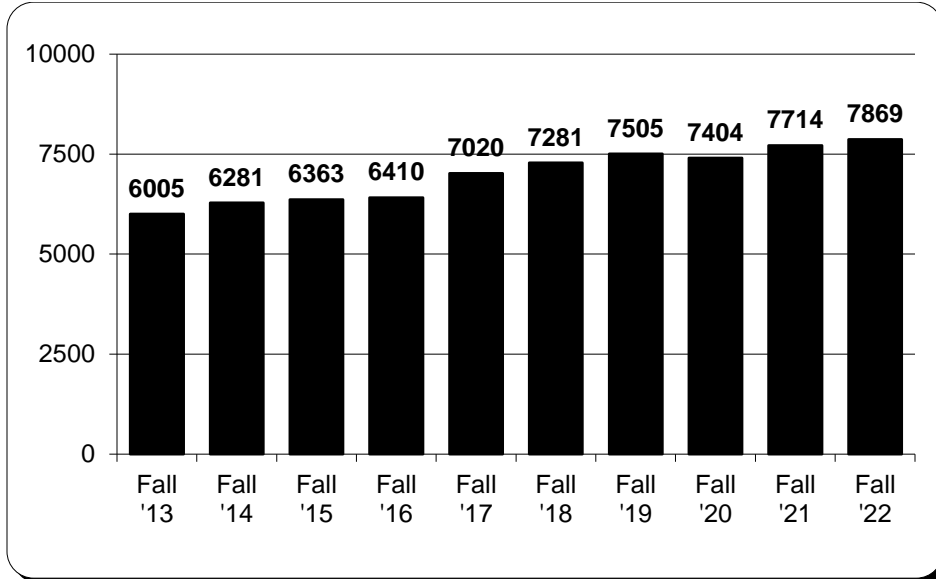
The programs of the Department of Dance are accredited by the National Association of Schools of Dance (**NASD**).

The programs of the Department of Theatre are accredited by the National Association of Schools of Theatre (**NAST**).

Trends And Growth

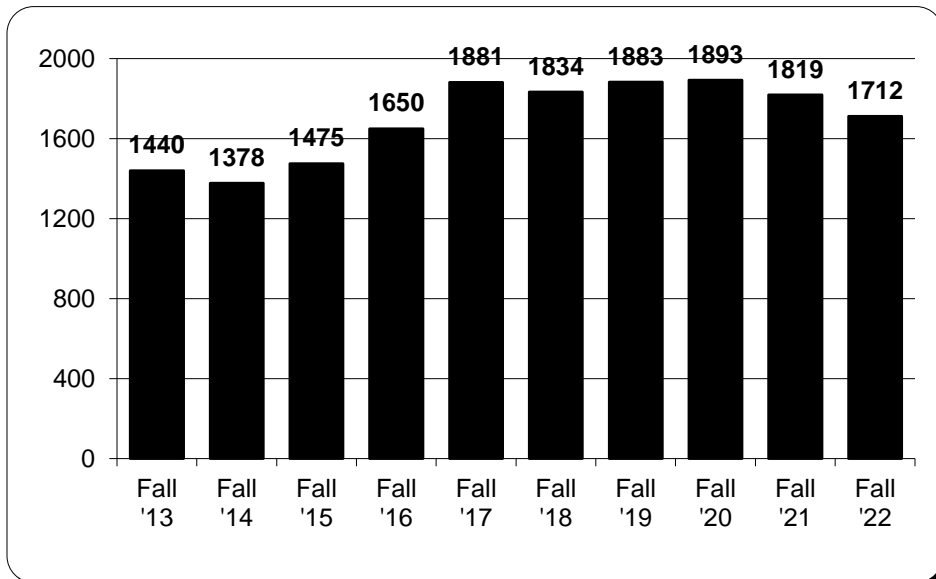
TRENDS & GROWTH

Undergraduate Headcount Enrollment



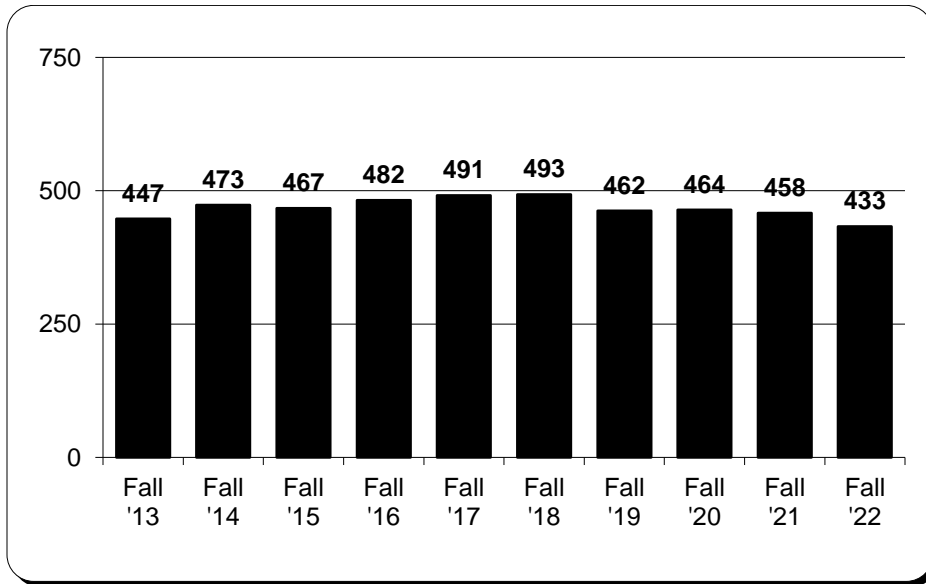
Source: As reported to IPEDS, Fall Enrollment Survey.

Graduate Headcount Enrollment (Excludes Juris Doctor)



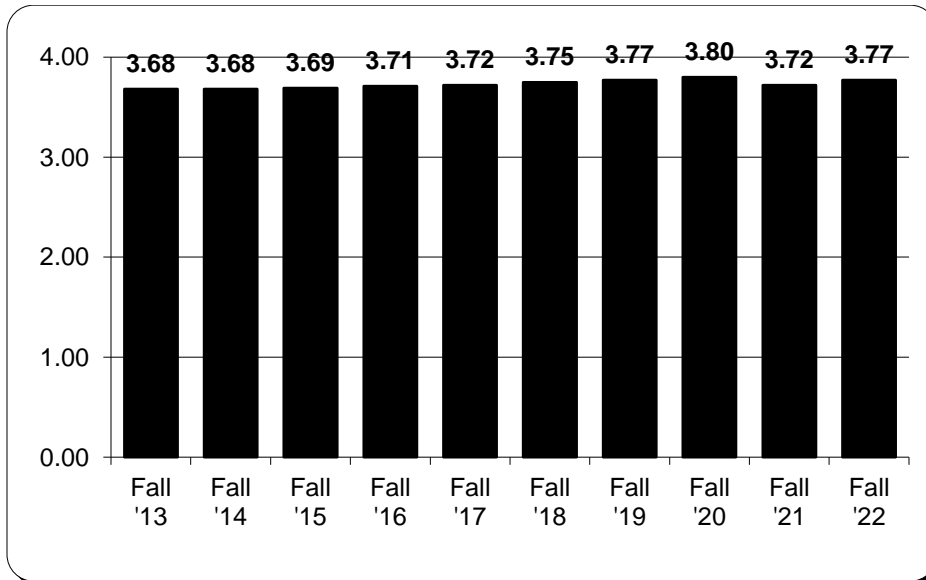
Source: As reported to IPEDS, Fall Enrollment Survey.

Juris Doctor Headcount Enrollment



Source: As reported to IPEDS, Fall Enrollment Survey.

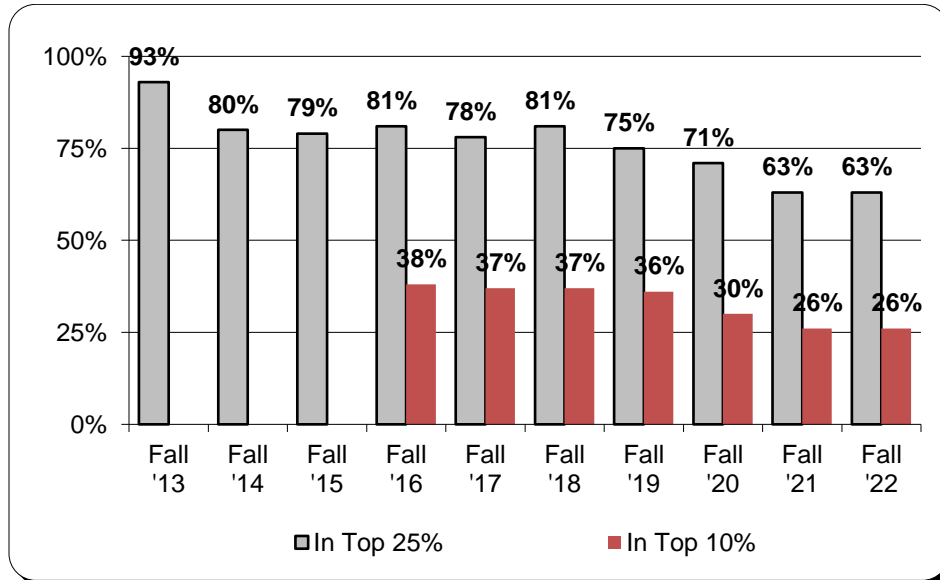
Average High School GPA of New First Year Students



Source: Institutional Research and Decision Support (IRADS)

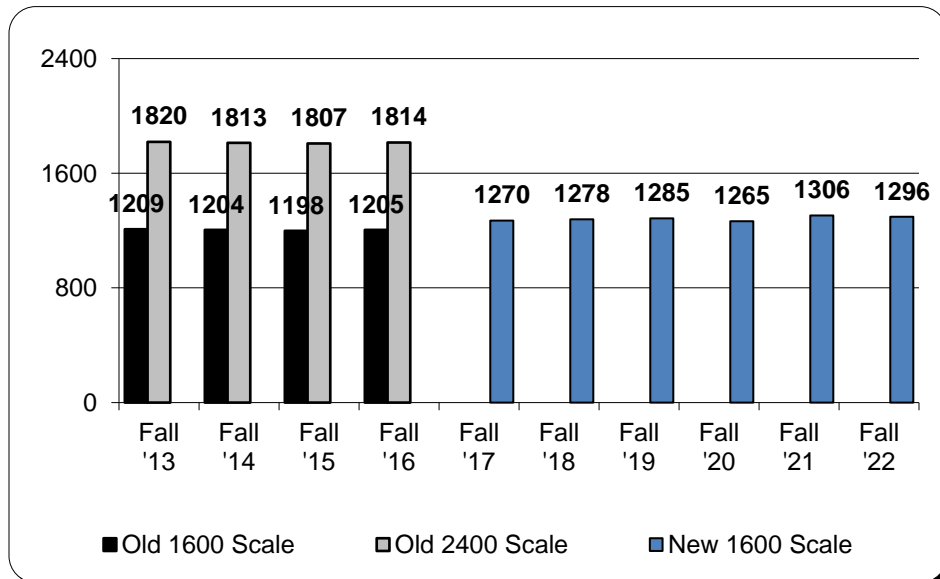
TRENDS & GROWTH

Percent of New First Years in Top 25% and 10% of Their HS Graduating Class



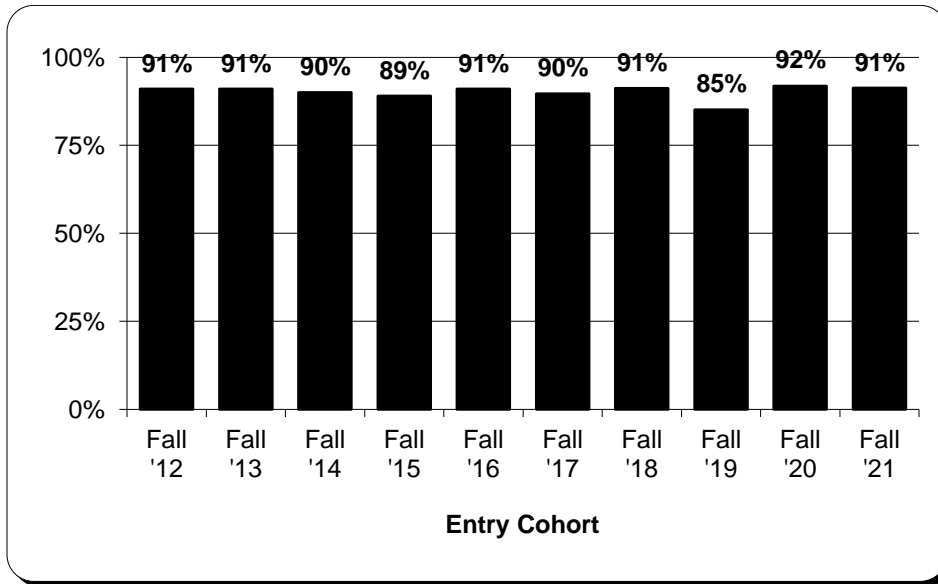
Source: Institutional Research and Decision Support (IRADS)
 Note: More complete data became available beginning Fall '14.

Average SAT Score of New First Years



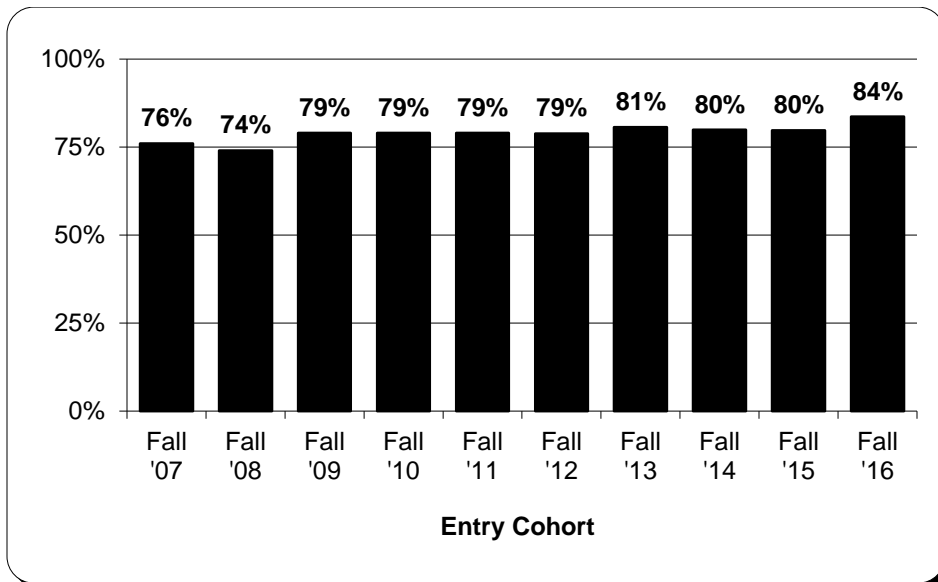
Source: Institutional Research and Decision Support (IRADS)

Fall-to-Fall Retention Rate of First-time First Years



Source: As reported to IPEDS, Fall Enrollment Survey

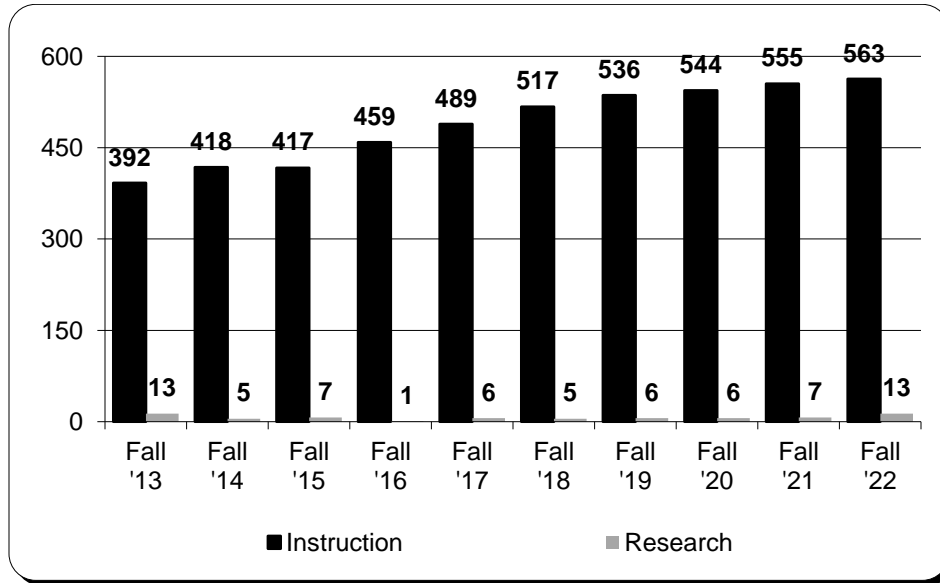
Six-Year Graduation Rate of First-time First Years



Source: As reported to IPEDS, Graduation Rate Survey

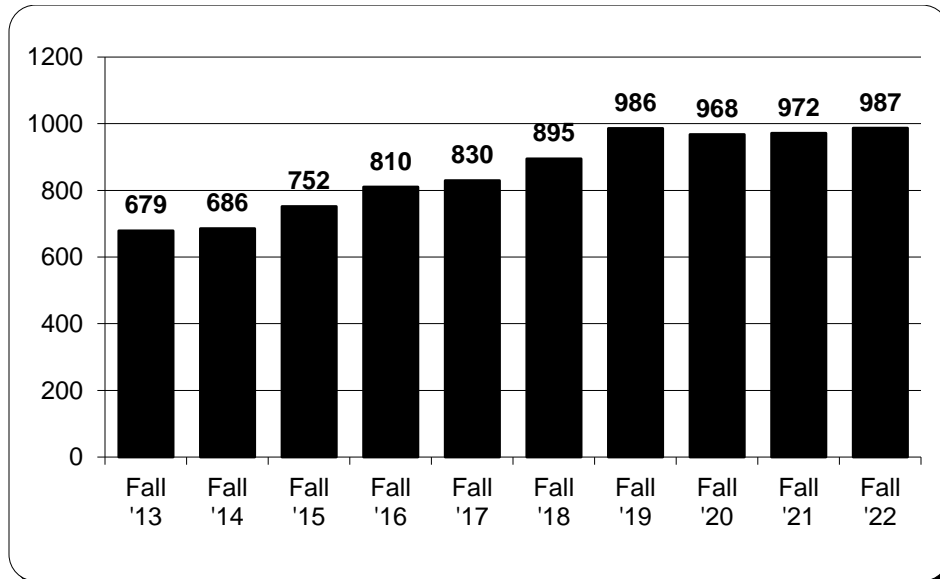
TRENDS & GROWTH

Full-Time Faculty Headcount



Source: Office of the Provost

Full-Time Staff Headcount



Source: As reported to IPEDS, Human Resources Survey.

Student Data

FIRST YEAR PROFILE

Applicants, Admissions, and Enrollees (Domestic & International)

	FALL 2022 FIRST YEAR CLASS		
	Men	Women	Total
Applicants	5055	8635	13,690
Admissions	3492	6436	9928
Enrollees	736	1340	2076

Source: Institutional Research and Decision Support (IRADS)

Mean SAT and ACT Scores and GPA of Entering Freshmen

	FALL 2022 FIRST YEAR CLASS		
	Men	Women	Overall
SAT Evidence-Based Reading and Writing	646	644	645
SAT Math	670	636	651
% Submitting SAT scores	31%	22%	25%
ACT English	29	30	29
ACT Math	28	27	27
ACT Composite	29	28	28
% submitting ACT scores	15%	11%	12%
High School GPA	3.68	3.82	3.77

Source: Institutional Research and Decision Support (IRADS)

ENROLLMENT

Total Headcount Enrollment by Gender and Level

	FALL 2022			
	Undergrad	Graduate	Total	% of Total
Female	4713	1349	6062	60.5%
Male	3151	795	3946	39.4%
Nonbinary/Unknown	5	1	6	0.1%
Total	7869	2145	10,014	

Source: As reported to IPEDS, Fall Enrollment Survey (census Fall 2022).

Note: "Graduate" includes Doctor of Physical Therapy, LL.M., and Ph.D. students.

Total Headcount Enrollment by Race/Ethnicity and Level

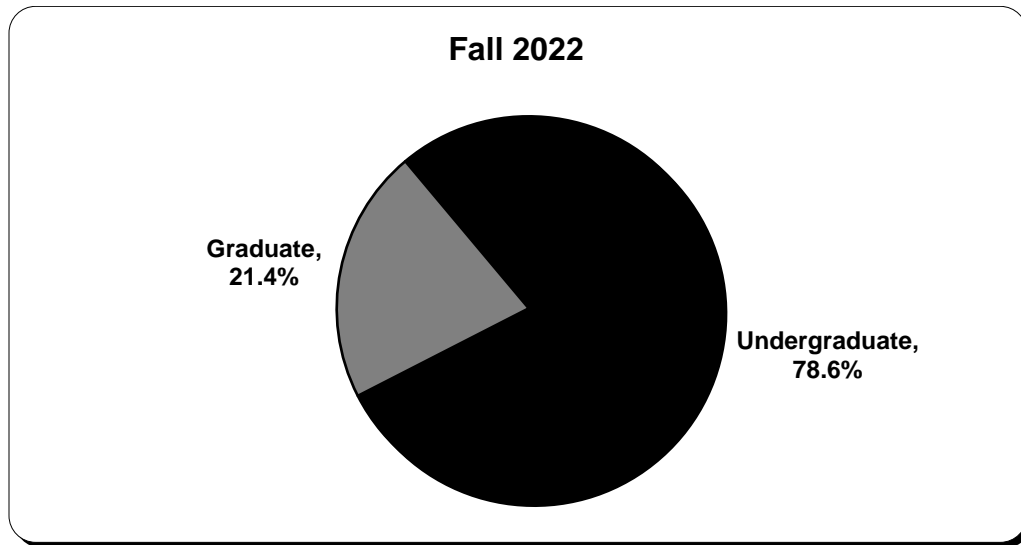
	FALL 2022			
	Undergrad	Graduate	Total	% of Total
U.S. Nonresident	216	212	428	4.3%
Hispanic/Latino	1382	420	1802	18.0%
American Indian or Alaska Native	13	2	15	0.1%
Asian	1238	509	1747	17.4%
Black or African American	170	60	230	2.3%
Native Hawaiian or Other Pacific Islander	23	5	28	0.3%
White	3786	775	4561	45.5%
Two or More Races	674	124	798	8.0%
Race and ethnicity unknown	367	38	405	4.0%
Total	7869	2145	10,014	

Source: As reported to IPEDS, Fall Enrollment Survey (census Fall 2022).

Note: "Graduate" includes Doctor of Physical Therapy, LL.M., and Ph.D. students.


ENROLLMENT

Percent of Total Headcount Enrollment by Level



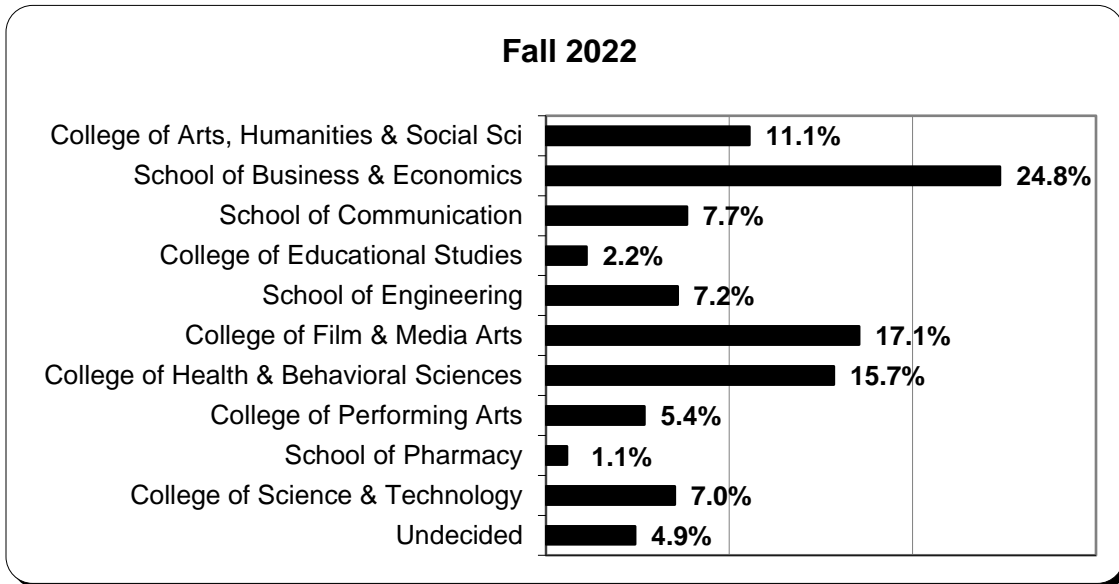
Source: As reported to IPEDS, Fall Enrollment Survey (census Fall 2022).
 * "Graduate" includes Doctor of Physical Therapy, LL.M., and Ph.D. students

Total Degree-Seeking Headcount Enrollment by School/College



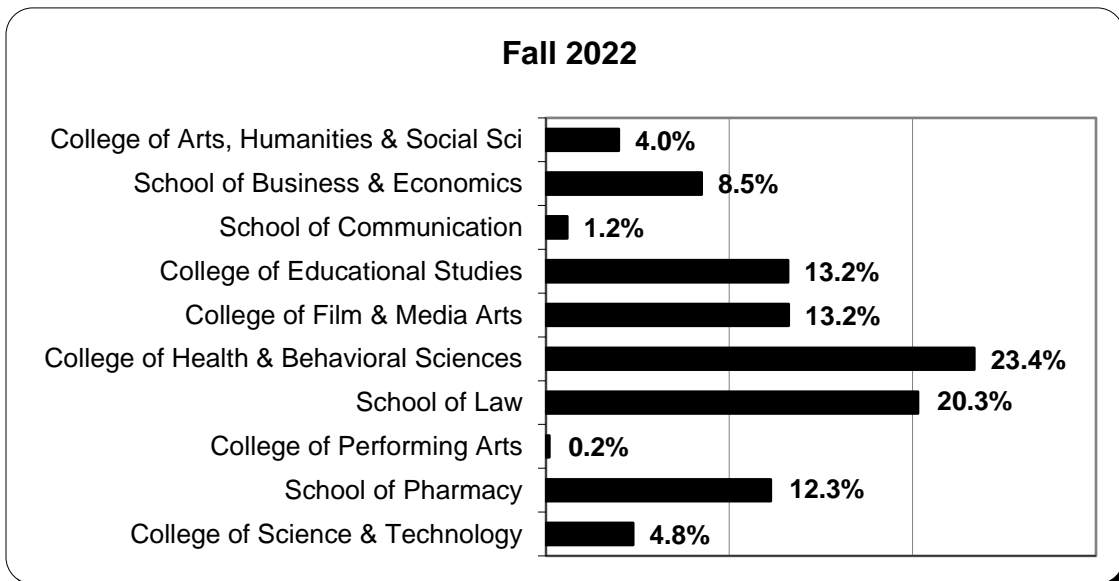
Source: Institutional Research and Decision Support (IRADS) (census Fall 2022).

Total Degree-Seeking Undergraduate Headcount Enrollment by School/College



Source: Institutional Research and Decision Support (IRADS) (census Fall 2022).

Total Degree-Seeking Graduate Enrollment by School/College



Source: Institutional Research and Decision Support (IRADS) (census Fall 2022).

Note: Table includes all masters- and doctoral-level students.

DEGREES AWARDED

Degrees Awarded by Level and School (Excluding Certificates)

2022-23 Academic Year			
School/College	Undergrad	Graduate	Total
College of Arts, Humanities, and Social Sciences	235	49	284
School of Communication	196	19	215
School of Business & Economics	528	106	634
College of Educational Studies	57	125	182
School of Engineering	107	0	107
College of Film & Media Arts	375	132	507
College of Health and Behavioral Sciences	298	205	503
School of Law	0	146	146
College of Performing Arts	93	0	93
School of Pharmacy	0	98	98
College of Science and Technology	121	34	155
Total Unique Degree Count	1936	914	2850

Source: Institutional Research and Decision Support (IRADS)

Note: In cases in which a student completed majors in multiple schools, the degree is counted in both. The sum of colleges may be greater than the unique count of degrees.

DEGREES AWARDED

Undergraduate Degrees Awarded by Major

2022-23 Academic Year		2022-23 Academic Year	
Major	Count	Major	Count
Accounting	48	Global Comm. & World Langs.	1
Animation and Visual Effects	41	Graphic Design	25
Anthropology	3	Health Sciences	103
Applied Human Physiology	23	History	16
Art	3	Integrated Educational Studies	56
Art History	4	Italian Studies	1
Biochemistry & Molecular Biol.	19	Japanese Studies	1
Biological Sciences	47	Latinx and Latin Amer. Studies	2
Broadcst Journ. & Documentary	33	Law and Liberal Arts	1
Business Administration	444	Liberal Studies	1
Cert. in Applied Stat. Analysis	17	Mathematics	4
Chemistry	11	Music	2
Communication Studies	97	Music Education	4
Comp. Cognition/Assisted Tech	1	Music Performance	14
Composition	5	Nutrition	1
Computational Biology	1	Peace Studies	12
Computer Engineering	1	Phil. And Psy. Consciousness	1
Computer Science	57	Philosophy	18
Creative and Cultural Industries	1	Physics	4
Creative Producing	41	Political Science	76
Creative Writing	37	Psychology	172
Dance	15	Public Relations/Advertising	50
Dance Performance	18	Religious Studies	2
Data Analytics	20	Screen Acting	8
Data Science	14	Screenwriting	67
Digital Arts	4	Sociology	36
Economics	58	Software Engineering	12
Electrical Engineering	2	Spanish	4
English	19	Strategic & Corporate Comm.	98
Environmental Science & Policy	17	Television Broadcast Jrnlsm	1
Film and Media Studies	1	Television Writing & Production	40
Film and Television	1	Theatre	19
Film Production	77	Theatre Performance	11
Film Studies	20	Themed Entertainment Design	1
French	4		

Source: Institutional Research and Decision Support (IRADS)

DEGREES AWARDED

Graduate Degrees Awarded by Major

2022-23 Academic Year	
Degree Program	Graduates
Accounting	9
Behavioral & Computational Economics	1
Business Administration (MBA)	65
Communication (Ph.D.)	4
Communication Sciences & Disorders	43
Computational & Data Sciences (MS)	14
Computational & Data Sciences (Ph.D.)	7
Counseling (School)	20
Creative Writing	26
Curriculum & Instruction	16
Doctor of Pharmacy (PharmD)	80
Doctor of Physical Therapy (DPT)	80
Documentary Filmmaking	7
Education (Ph.D.)	7
Educational Psychology (Ed.S.)	18
English	15
Executive MBA	17
Film & Television Producing	26
Film Production	45
Film Studies	6
Food Science	13
Health and Strategic Communication	15
International Studies	2
Keyboard Collaborative Arts	0
Leadership Development	16
Marriage and Family Therapy	29
Pharmaceutical Sciences (MS)	9
Pharmaceutical Science (PhD)	9
Physician Assistant Studies	53
Production Design	7
Real Estate	14
School Psychology	18
Screenwriting	27
Special Education	7
Teaching	23
Television Writing and Producing	14
War and Society	5
War, Diplomacy, and Society	1
Juris Doctor	143
LL.M. in General Law	3

Source: Institutional Research and Decision Support (IRADS)

Faculty & Staff Data

FACULTY DATA

Full-Time Instructional Faculty by Gender

FALL 2022		
Sex	N	% of Total
Female	251	45%
Male	312	55%
Total	563	

Source: As reported to IPEDS, Human Resources Survey.

Full-Time Instructional Faculty by Race/Ethnicity

FALL 2022		
Race/Ethnicity	N	% of Total
U.S. Nonresident	21	4%
Hispanic/Latino	32	6%
American Indian or Alaska Native	0	0%
Asian	57	10%
Black or African American	14	2%
Native Hawaiian or Other Pacific Islander	1	<1%
White	332	59%
Two or More Races	9	2%
Race and ethnicity unknown	97	17%
Total	563	

Source: As reported to IPEDS, Human Resources Survey.

Full-Time Staff by Gender

FALL 2022		
Sex	N	% of Total
Female	585	59%
Male	402	41%
Total	987	

Full-Time Staff by Race/Ethnicity

FALL 2022		
Race/Ethnicity	N	% of Total
U.S. Nonresident	28	3%
Hispanic/Latino	178	18%
American Indian or Alaska Native	2	<1%
Asian	85	9%
Black or African American	28	3%
Native Hawaiian or Other Pacific Islander	9	1%
White	362	37%
Two or More Races	25	3%
Race and ethnicity unknown	270	27%
Total	987	

Source: As reported to IPEDS, Human Resources Survey.