

ORANGE CAMPUS FACULTY

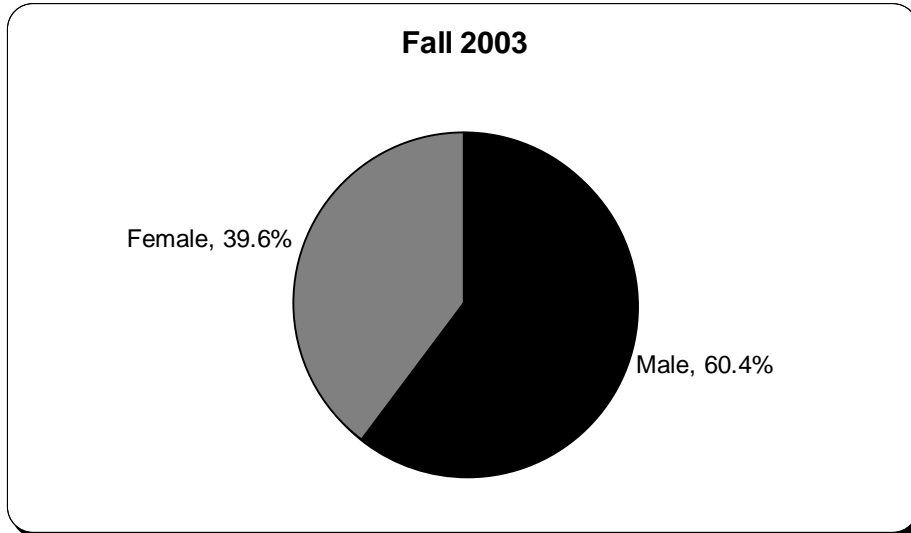
Full-Time Faculty by Gender and Race/Ethnicity

FALL 2003			
Race/Ethnicity	Male	Female	Total
Nonresident Alien	0	0	0
Black, non-Hispanic	3	5	8
American Indian/Alaska Native	1	0	1
Asian/Pacific Islander	8	5	13
Latino/Hispanic	3	8	11
White, non-Hispanic	118	62	180
Race/Ethnicity unknown	6	11	17
Grand Total	139	91	230

Source: As reported to IPEDS, Fall Staff Survey


ORANGE CAMPUS FACULTY

Full-Time Faculty by Gender



Source: As reported to IPEDS, Fall Staff Survey

Full-Time Faculty by Race/Ethnicity



Source: As reported to IPEDS, Fall Staff Survey

ORANGE CAMPUS FACULTY

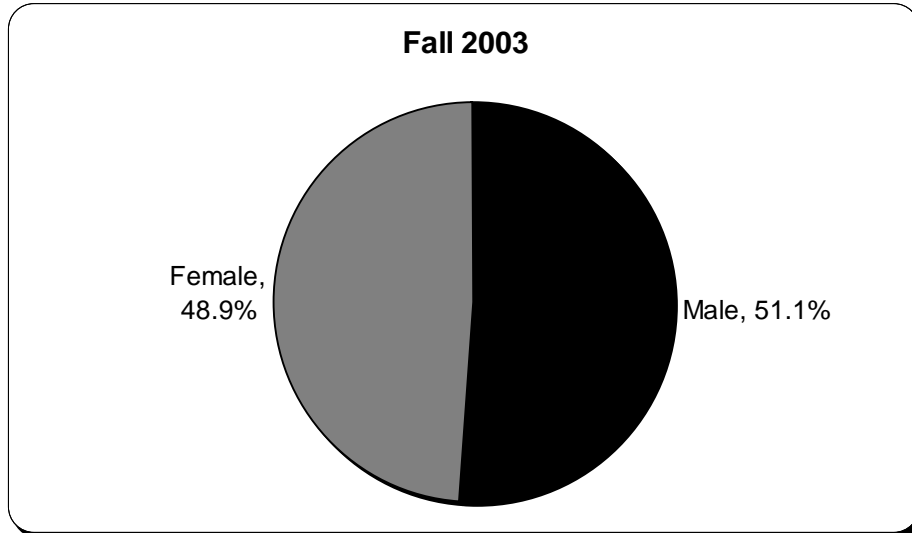
Part-Time Faculty by Gender and Race/Ethnicity

FALL 2003			
Race/Ethnicity	Male	Female	Total
Nonresident Alien	0	0	0
Black, non-Hispanic	0	1	1
American Indian/Alaska Native	0	1	1
Asian/Pacific Islander	7	5	12
Latino/Hispanic	7	11	18
White, non-Hispanic	110	113	223
Race/Ethnicity unknown	35	21	56
Grand Total	159	152	311

Source: As reported to IPEDS, Fall Staff Survey


ORANGE CAMPUS FACULTY

Part-Time Faculty by Gender



Source: As reported to IPEDS, Fall Staff Survey

Part-Time Faculty by Race/Ethnicity



Source: As reported to IPEDS, Fall Staff Survey