

APRIL 5, 1918

Weekly public health report tells of first U.S. flu fatalities with three deaths in Haskell, Kan.

.....

100,000 TO 195,000

Number of U.S. deaths in October 1918 alone during the deadly second wave of the pandemic, which hit from September through November, beginning in the Boston area

.....

675,000

Number of deaths in the U.S. attributed to the pandemic

.....

40%

Decline in shipyard productivity reported in New York City due to flu illnesses in the midst of World War I

.....

12 YEARS

The number of years that life expectancy in the U.S. had fallen by 1919 because of the pandemic, to 36.6 years for men and 42.2 years for women

500 MILLION

The number of people worldwide who became infected with the virus, about one-third of the world's population

.....

50 MILLION

Number of deaths worldwide attributed to the pandemic

ZERO

Number of laboratory tests to diagnose, detect or characterize the flu in 1918

.....

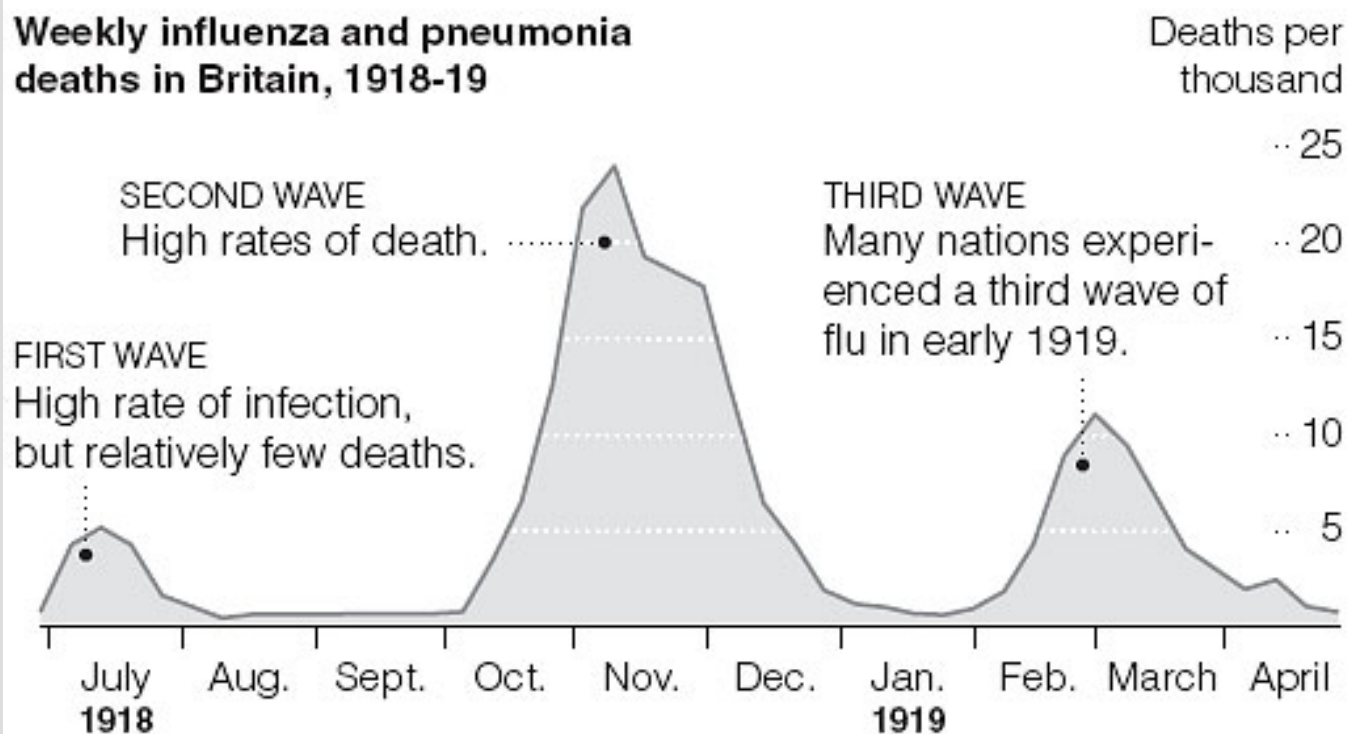
2005

The year CDC researchers were able to physically reconstruct the 1918 pandemic virus with reverse genetics. They found the HA and PB1 virus genes made for "maximum replication and virulence"

The 1918 Pandemic

The influenza pandemic of 1918 spread across Europe, Asia and North America in three distinct but uneven waves, and was fatal for about 2 percent of those who caught it. Global data is incomplete, but death rates in Britain hint at the severity of the three waves.

Weekly influenza and pneumonia deaths in Britain, 1918-19




Sources: *Emerging Infectious Diseases*; Jeffery K. Taubenberger and David M. Morens

THE NEW YORK TIMES

AND THEN (A LITTLE SNEAKY MUSIC, PROFESSOR!) ENTERS
THE VILLAIN, SENOR SPANISH INFLUENZA,



BUT DR. POWERS SAYS THERE SHALL BE NO MEETINGS!



C.S. VIEW OF THE "FLU."



THE SCHOOL-KID'S VIEW.



AND A MOVIE-THEATRE OWNERS VIEWS.

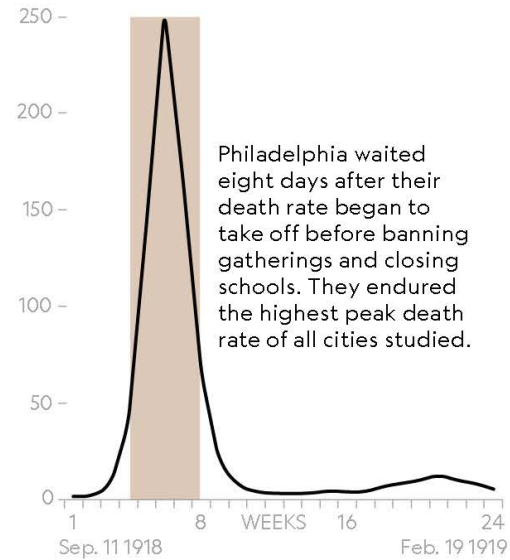




Flattening the Curve

Philadelphia

748 Deaths per 100,000 after 24 weeks of pandemic

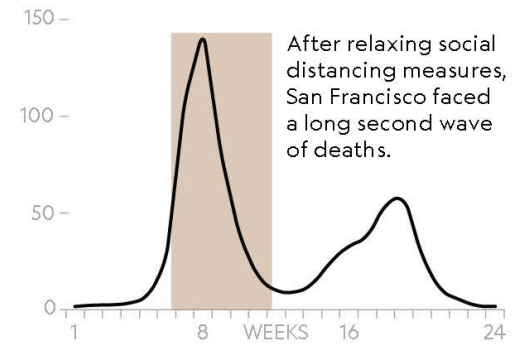


Weekly deaths per 100,000 from 1918 pandemic above the expected rate

Duration of social distancing measures

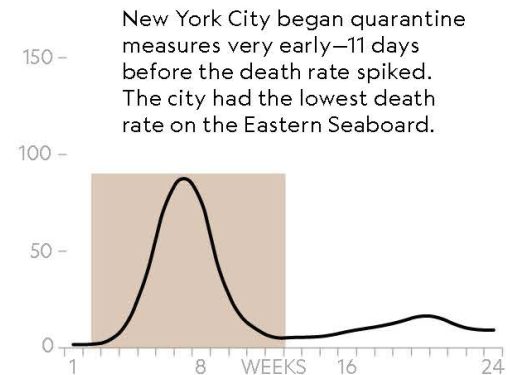
San Francisco

673 Deaths per 100,000



New York

452 Deaths per 100,000



St. Louis

358 Deaths per 100,000

