



# SNAPSHOT

July 2023

AN INFOGRAPHIC NEWSLETTER OF THE INSTITUTIONAL RESEARCH AND DECISION SUPPORT (IRADS) OFFICE

## 2022 CIRP FRESHMAN SURVEY

Each year, thousands of students across the United States complete the CIRP Freshman Survey. The results in this newsletter profile Chapman University's 2022 first-time, full-time entering students. Over 2,000 incoming first-year students completed the online survey resulting in a 60% response rate.

### REASONS FOR CHOOSING CHAPMAN

Percent reporting "Very Important" reason on a 3-pt scale



60%

This college has a very good academic reputation



60%

This college's graduates get good jobs



56%

I was offered financial assistance



56%

The academic reputation of my intended major



55%

A visit to campus



51%

I wanted to go to a school about the size of this college



46%

This college has good opportunities for students to get involved in research and creative activities



34%

This college's graduates make a difference in the world



29%

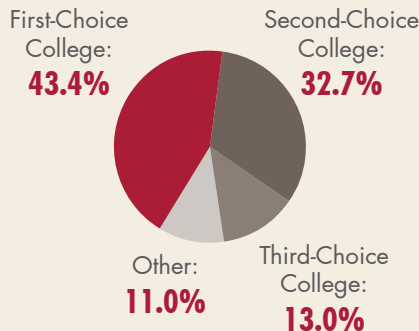
Communication with a professor



23%

Ranking in national magazines

### CHAPMAN UNIVERSITY WAS?



### WHY GO TO COLLEGE AT ALL?

Percent reporting "Very Important" reason on a 3-pt scale.

- 86.7% Learn about things that interest me
- 77.0% Get a better job
- 74.8% Get training for a specific career
- 73.9% Gain general education and appreciation of ideas
- 68.0% Make more money
- 51.5% Make me a more cultured person
- 46.1% Prepare for graduate/professional school
- 29.6% To please my family

### INSECURITY, INSTABILITY AND CHALLENGES ENTERING COLLEGE

Percent reporting "Frequently" on a 3-pt scale

- 55.4% Felt overwhelmed by all I had to do
- 52.7% Felt anxious
- 20.4% Felt depressed
- 1.4% Felt hungry but did not eat because I didn't have enough money for food

Percent reporting "Very Good Chance" on a 4-pt scale

- 27% Seek personal counseling



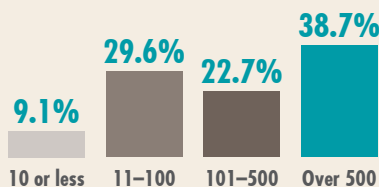
### COLLEGE EXPECTATIONS

Percent reporting "Very Good Chance" on a 4-pt scale

- 65.9% Participate in student clubs/groups
- 51.0% Get a job to help pay college expenses
- 44.4% Study abroad
- 36.6% Get tutoring help
- 17.4% Join a fraternity/sorority



### HOW MANY MILES IS CHAPMAN UNIVERSITY FROM YOUR PERMANENT HOME?



### CIVIC ENGAGEMENT WHILE IN COLLEGE

Percent reporting "Very Good Chance" on a 4-pt scale

- 67.3% Vote in a local, state or national election
- 31.6% Participate in volunteer or community service work
- 14.1% Participate in student protest or demonstration



## DIVERSITY-RELATED STRENGTHS

Percent reporting "A Major Strength" or "Somewhat Strong" on a 5-pt scale

**90.6%**

Ability to work cooperatively with diverse people

**78.8%**

Tolerance of others with different beliefs



**82.4%**

Ability to see the world from someone else's perspective

**67.8%**

Ability to discuss and negotiate controversial issues

**66.2%**

Openness to having own views challenged

## DIVERSITY-RELATED BELIEF

Percent reporting "Agree" or "Agree Strongly" on a 5-pt scale

**68.4%**

Chapman University is an institution that values diversity




## SOCIAL MEDIA & TV

Percent reporting spending 11 or more hours a week




**36.7%**

Using Social Media



**27.7%**

Watching TV/online video content (e.g., Amazon, Hulu, Netflix, YouTube)



**9.0%**

Playing video games

## TRANSITION TO CHAPMAN

Percent reporting "Agree Somewhat" or "Strongly Agree" on a 4-pt scale

**96%** The admission staff responded to my questions in a timely manner

**91%** The communication I received from Chapman regarding enrollment was clear

**91%** Orientation for new students has made me feel connected to Chapman

**87%** Financial aid office staff explained the details of my financial package

**86%** I am pleased with how my on-campus housing arrangement worked out



## DEGREE ASPIRATIONS

**37.3%** Plan to pursue a Master's Degree



**7.0%** Plan to pursue a Medical Degree



**4.8%** Plan to pursue a Law Degree



**3.4%** Plan to pursue a Doctorate Degree (Ph.D., Ed.D., etc.)

## CAREER GOALS

Percent reporting "Essential" or "Very Important" on a 4-pt scale

**57.4%**

Obtaining recognition from my colleagues for contributions to my specific field

**50.4%**

Becoming successful in a business of my own

**50.3%**

Becoming an authority in my field

**25.3%**

Becoming accomplished in one of the performing arts

## RESEARCH INCLINATION

Percent reporting "Agree" or "Agree Strongly" on a 5-pt scale

**64%** I am interested in getting involved on a research project or creative activity with a faculty member.



What is the best guess as to the chance that you will work on a professor's research project?

**20.3%** Very Good Chance  
**53.0%** Some Chance  
**22.8%** Very Little Chance  
**3.9%** No Chance



Will you pursue a science-related research career?

**8.1%** Definitely yes  
**10.4%** Probably yes  
**19.0%** Uncertain  
**29.0%** Probably No  
**33.6%** Definitely No

## SELF-PERCEPTIONS

Percent reporting "Above Average" or "Highest 10%" compared to peers their age

**68.4%** Academic Ability

**63.6%** Leadership Ability

**62.4%** Creativity

**46.7%** Self-confidence (intellectual)

**45.0%** Artistic Ability

**37.6%** Self-confidence (social)

**31.0%** Emotional Health



## FUTURE GOALS

Percent reporting "Essential" or "Very Important" on a 4-pt scale

**88%**

Being very well off financially

**75%**

Helping others who are in difficulty

**61%**

Raising a family

**54%**

Helping promote racial understanding

**47%**

Influencing social values

**20%**

Influencing the political structure