



## AN INFOGRAPHIC NEWSLETTER OF THE INSTITUTIONAL RESEARCH OFFICE

### 2019 NATIONAL SURVEY OF STUDENT ENGAGEMENT (NSSE)

The National Survey of Student Engagement is widely used to assess student engagement in educational practices associated with high levels of learning and development. Engagement indicators, examining key dimensions of student engagement, are organized into four broad themes: *Academic Challenge*, *Learning with Peers*, *Experiences with Faculty*, and *Campus Environment*. Chapman administers the NSSE every two years to examine student engagement in educational practices associated with high levels of learning and development. In the spring of 2019, 2,672 first-year (FY) and senior (SR) students were invited to complete the NSSE. A total of 701 students completed the online survey resulting in a response rate of 27 percent.

#### ACADEMIC CHALLENGE

Percent reporting "Very much" or "Quite a bit"

Coursework emphasized applying facts, theories, or methods to practical problems or new situations  
**FY 72% SR 75%**

Percent reporting "Very often" or "Often"

Combined ideas from different courses when completing assignments  
**FY 55% SR 78%**

Reached conclusions based on your own analysis of numerical information (numbers, graphs, statistics, etc.)  
**51% 50%**

#### EXPERIENCES WITH FACULTY

Percent reporting "Very often" or "Often"

Talked about career plans with a faculty member  
**FY 30% SR 53%**

Discussed course topics, ideas, or concepts with a faculty member outside of class  
**25% 47%**

Percent reporting "Very much" or "Quite a bit"

Instructors provided prompt and detailed feedback on tests or completed assignments  
**FY 59% SR 66%**

#### LEARNING WITH PEERS

Percent reporting "Very often" or "Often"



**FY: 65%  
SR: 80%**

Worked with other students on course projects or assignments



**FY: 57%  
SR: 60%**

Prepared for exams by discussing or working through course material with other students



**FY: 63%  
SR: 70%**

Explained course material to one or more students

#### CAMPUS ENVIRONMENT

Percent reporting "Very much" or "Quite a bit"

Providing support to help students succeed academically  
**FY 84% SR 77%**

Providing opportunities to be involved socially  
**73% 77%**

Providing support for your overall well-being (recreation, health care, counseling, etc.)  
**72% 68%**

#### DIVERSITY AND INCLUSION

##### IN THE CLASSROOM

How much has your coursework emphasized...

Percent reporting "Very much" or "Quite a bit"

Respecting the expression of diverse ideas  
**FY 61% SR 71%**

Recognizing your own cultural norms and biases  
**54% 61%**

Discussing issues of equity or privilege  
**49% 56%**

Exploring your own background through projects/assignments  
**47% 55%**

##### CONVERSATIONS WITH DIVERSE OTHERS

How often have you had discussions with...


Percent reporting "Very often" or "Often"

People of a race/ethnicity other than your own  
**FY 78% SR 79%**

People from an economic background other than your own  
**75% 73%**

People with religious beliefs other than your own  
**75% 77%**

People with political views other than your own  
**55% 66%**



## INSTITUTIONAL FIT



**FY: 91%**  
**SR: 89%**

I feel comfortable being myself at Chapman.



**FY: 85%**  
**SR: 82%**

I feel valued at Chapman University.



**FY: 81%**  
**SR: 81%**

I feel like part of the community at Chapman.

## OVERALL SATISFACTION

Overall Chapman Experience

Percent reporting "Excellent" or "Good"



**FY: 91%**  
**SR: 93%**

Would you attend Chapman again?

Percent reporting "Definitely" or "Probably"



**FY: 88%**  
**SR: 86%**

## HIGH IMPACT PRACTICES: SENIORS (SR)

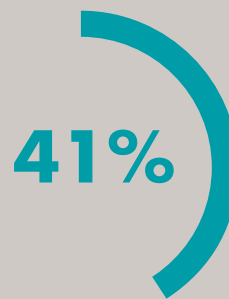
Percent reporting "Done or in Progress"



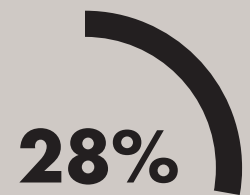
Complete a culminating senior experience (capstone course/senior project).



Participate in an internship, co-op, field experience, student teaching.



Participate in a study abroad program.



Work on a research project with a faculty member.

## PERCEIVED GAINS: SENIORS (SR)

How much did Chapman contribute to...

Percent reporting "Very much" or "Quite a bit"

