



CHAPMAN UNIVERSITY

SNAPSHOT

May 2018

AN INFOGRAPHIC NEWSLETTER OF THE INSTITUTIONAL RESEARCH OFFICE

2017 CIRP FRESHMAN SURVEY

Each year thousands of students across the United States complete the CIRP Freshman Survey. The results in this newsletter profile Chapman University's 2017 first-time, full-time entering students. Over 1,400 incoming first-year students completed the survey during orientation resulting in an 87% response rate.

REASONS FOR CHOOSING CHAPMAN

Percent reporting "Very Important" reason



65%

Good Academic Reputation



61%

A Visit to Campus



60%

Offered Financial Assistance



58%

Graduates Get Good Jobs



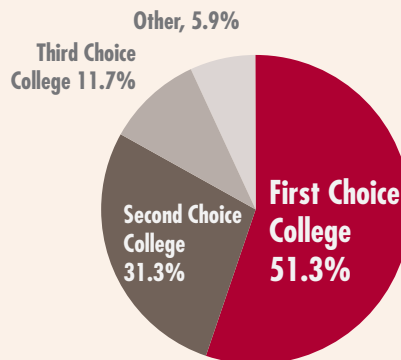
52%

Wanted a College About Chapman's Size

HOW MANY MILES IS CU FROM YOUR PERMANENT HOME?

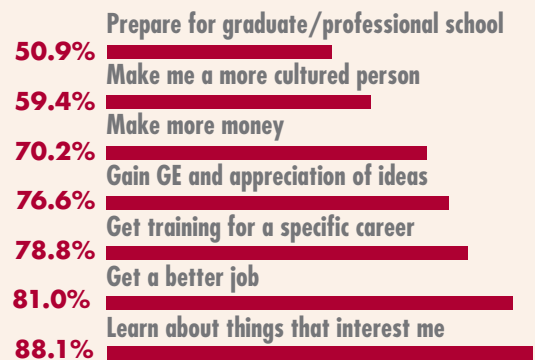


CHAPMAN UNIVERSITY WAS?



WHY GO TO COLLEGE AT ALL?

Percent Reporting "Very Important" Reason



COLLEGE EXPECTATIONS

Percent reporting "Very Good Chance"



DIVERSITY-RELATED STRENGTHS

Percent reporting "A Major Strength" or "Somewhat Strong"

91%

Ability to work cooperatively with diverse people

83%

Tolerance of others with different beliefs

82%

Ability to see the world from someone else's perspective

73%

Ability to discuss and negotiate controversial issues



68%

Openness to having own views challenged

DIVERSITY-RELATED BELIEF

Percent reporting "Agree" or "Agree Strongly"

74%

Chapman University is an institution that values diversity



CIVICALLY ENGAGED

Percent reporting "Occasionally" or "Frequently"

89%

Performed volunteer work



51%

Helped raise money for a cause or campaign

Percent reporting "Essential" or "Very Important"

80%

Helping others in difficulty



58%

Helping promote racial understanding

ACADEMIC GOALS



93% Expect to graduate college in 4 years or less



41.3% Plan to Pursue a Master's Degree
12.8% Plan to Pursue a Doctorate Degree
8.5% Plan to Pursue a Medical Degree
4.9% Plan to Pursue a Law Degree

TECHNOLOGY AND SOCIAL MEDIA



96%

Came to Chapman with their own laptop



33%

Spend 11 or more hours a week on social media

CAREER GOALS

Percent reporting "Essential" or "Very Important"

64%

Becoming an authority in my field

64%

Obtaining recognition from my colleagues for contributions to my specific field

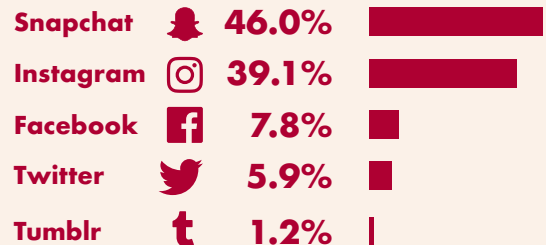
53%

Becoming successful in a business of my own

27%

Becoming accomplished in one of the performing arts

Which social media platform do you use the most?



RESEARCH INCLINATION

Percent reporting "Somewhat Agree" or "Agree"



51% I am interested in getting involved on a research project with a faculty member.

What is the best guess as to the chances that you will work on a professor's research project?

18.3% Very Good Chance

44.8% Some Chance

29.3% Very Little Chance

7.5% No Chance



Will you pursue a science-related research career?

32.3% Definitely No

30.9% Probably No

16.7% Uncertain

10.8% Probably Yes

9.4% Definitely Yes



Prepared by: Chapman's Institutional Research Office
Chapman.edu/ciro

How confident are you that you can:

Percent reporting "Very" or "Absolutely"

71.4% Ask relevant questions

60.0% Identify what is known and not known about a problem

53.6% Explain the results of a study

48.2% See connections between different areas of science and mathematics

44.9% Integrate results from multiple studies

43.8% Understand scientific concepts

42.2% Determine how to collect appropriate data

39.4% Use technical science skills (use of tools, instruments, and/or techniques)

38.2% Generate a research question

30.4% Use scientific literature to guide research

Science Self-Concept

Percent reporting "Agree Somewhat" or "Strongly Agree"

43.9% I derive great personal satisfaction from working on a team that is doing important research

19.9% I feel like I belong in the field of science

12.4% I think of myself as a scientist